

30" Electric Slide-in Range

800 Series – Stainless Steel HEI8056C



BOSCH
Invented for life



HEI8056C
Stainless Steel

Also available in:

Black HEI8046C
Stainless Steel

The newly designed full-depth electric slide-in range fits into any freestanding range cutout, and offers a flush built-in look.

Features & Benefits

The Bosch slide-in range fits in any freestanding range cutout.

Cook with a 6" or a 9" element.

At 4.6 cu. ft., a large oven capacity accommodates most pots and pans.

Genuine European convection for even baking results on multiple levels.

The warming drawer keeps everything you cook warm and ready to serve.

General Properties

| | |
|---------------|---|
| Cooking modes | Bake, Variable Broil (hi & low), Roast, Warm, Proof Dough, Convection Bake, Convection Broil, Convection Roast, Multi-Rack Genuine European Convection, Convection Conversion, Pizza, Fast Preheat, Sabbath |
|---------------|---|

| | |
|----------------|----------------|
| Cleaning type | Self clean |
| Knob material | Metal |
| Interior light | 1 |
| Kitchen timer | Yes |
| Drawer type | Warming drawer |

Oven Performance

| | |
|--------------------------------|-----------------|
| Bake / broil element watts (W) | 2,400 / 3,800 W |
| Convection element watts (W) | 2,000 W |

Element Performance

| | |
|--|-----------------|
| Total cooktop elements | 5 |
| Power of front left element watts (W) | 1,400 / 3,000 W |
| Power of back left element watts (W) | 1,200 W |
| Power of center element watts (W) | 100 W |
| Power of back right element watts (W) | 1,200 W |
| Power of front right element watts (W) | 1,100 / 3,200 W |

Element Size

| | |
|--|---------|
| Dimension of front left heating element | 6" / 9" |
| Dimension of back left heating element | 6" |
| Dimension of center heating element | 6" |
| Dimension of back right heating element | 6" |
| Dimension of front right heating element | 9.5" |

Technical Details

| | |
|---------------------|--------------------|
| Watts (W) | 11,300 / 14,800 W |
| Circuit breaker (A) | 40 A |
| Volts (V) | 208 V / 240 V |
| Frequency (Hz) | 60 Hz |
| Plug type | 208/240V - 4 Prong |
| Energy source | Electric |

Dimensions & Weight

| | |
|---|---------------------------------|
| Overall appliance dimensions (HxWxD)(in.) | 36 1/2"-38" x 31 1/2" x 28 7/8" |
| Required cutout size (HxWxD)(in.) | 35 1/2"-37" x 30" x 25" |
| Adjustable range height (in.) | 1 1/2" |
| Oven cavity size (cu. ft.) | 4.6 |
| Overall oven interior dimensions (HxWxD)(in.) | 17 13/16" x 24 1/8" x 18" |
| Usable oven interior dimensions (HxWxD)(in.) | 12 5/16" x 23 1/4" x 15 1/4" |
| Net weight (lbs) | 229 lbs |

Accessories—Included

Use and care manual, installation guide, 3 standard racks

Accessories—Optional



HEZTR301
30" Telescopic rack



HEZBS301
4" Low backguard (stainless steel)



HEZ390210
8" AutoChef® pan for 6" element



HEZ390220
9" AutoChef® pan for 7" element



HEZ390230
10" AutoChef® pan for 8" and 9" elements



Accessories: To purchase Bosch accessories, cleaners & parts please call 1-800-944-2904 (Mon to Fri 5 am to 6 pm PST, Sat 6 am to 3 pm PST).

Notes: All height, width and depth dimensions are shown in inches. BSH reserves the absolute and unrestricted right to change product materials and specifications, at any time, without notice. Consult the product's installation instructions for final dimensional data and other details prior to making cutout.

Warranties: Please see Use & Care manual or Bosch website for statement of limited warranty.

For more information on our entire line of products, go to www.bosch-home.ca or call 1-800-944-2904

© BSH Home Appliances Corporation. All rights reserved. Bosch is a registered trademark of Robert Bosch GmbH.

09/19 CA

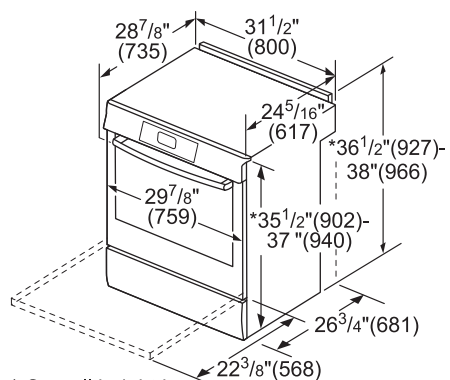
30" Electric Slide-in Range

800 Series – Stainless Steel HEI8056C



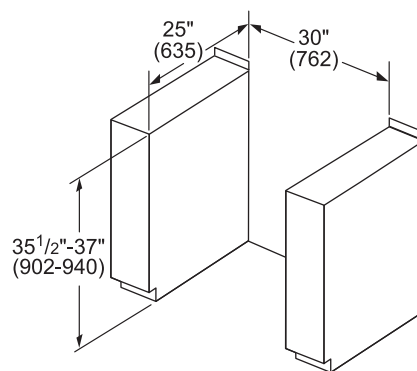
BOSCH
Invented for life

Installation Details

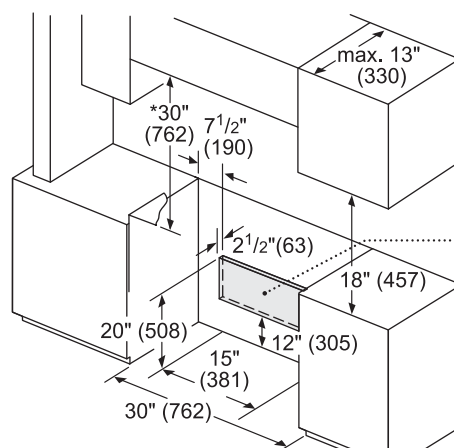


* Overall height is adjustable via leveling legs.

measurements in inches (mm)



measurements in mm



* Minimum clearance of 30" required to overhead combustible surface. If installing overhead vent or over-the-range microwave, refer to clearances provided with these products.

208/240v Electrical Outlet Location

measurements in inches (mm)

Accessories: To purchase Bosch accessories, cleaners & parts please call 1-800-944-2904 (Mon to Fri 5 am to 6 pm PST, Sat 6 am to 3 pm PST).

Notes: All height, width and depth dimensions are shown in inches. BSH reserves the absolute and unrestricted right to change product materials and specifications, at any time, without notice. Consult the product's installation instructions for final dimensional data and other details prior to making cutout.

Warranties: Please see Use & Care manual or Bosch website for statement of limited warranty.

For more information on our entire line of products, go to www.bosch-home.ca or call 1-800-944-2904

© BSH Home Appliances Corporation. All rights reserved. Bosch is a registered trademark of Robert Bosch GmbH.

09/19 CA