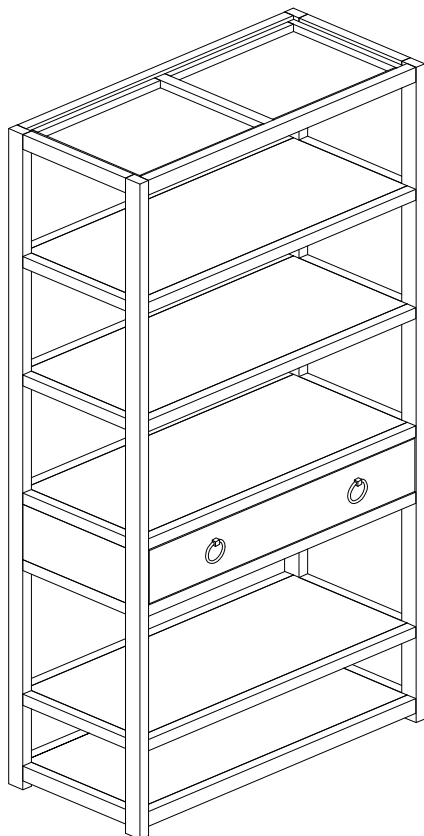


ASSEMBLY INSTRUCTIONS

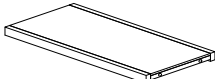
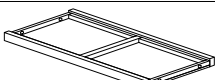
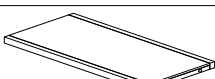
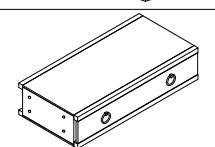
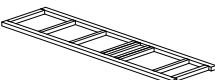
ITEM#: 2030-AB3970

DESCRIPTION: ACCENT BOOKCASE

Thank you for purchasing this quality product. Be sure to check all packing material carefully for small parts which may have come loose inside the carton during shipment. Identify and count all parts and compare with the parts list below:










PARTS LIST

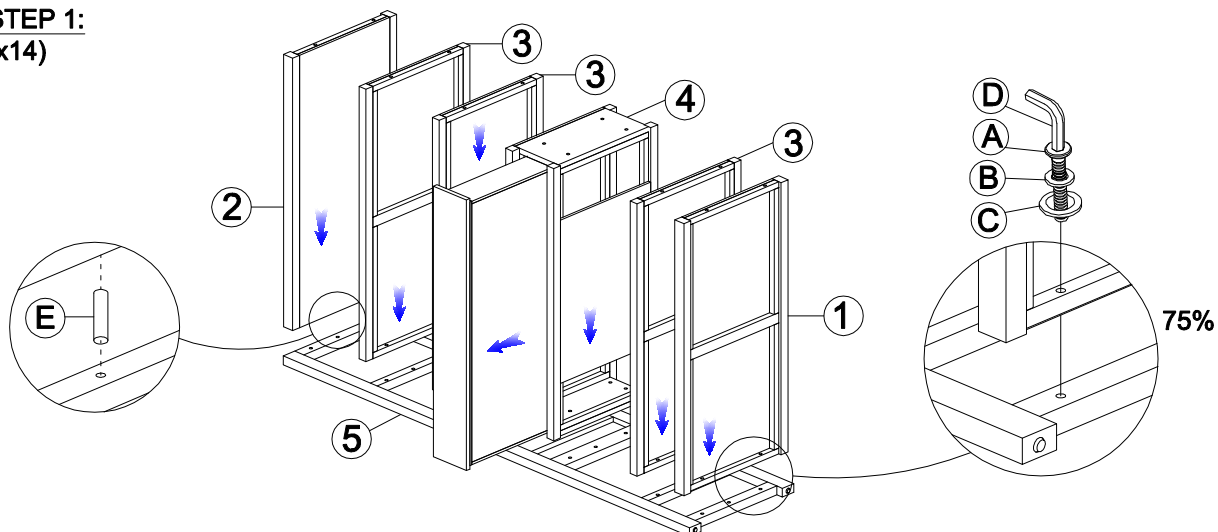
NO.	SKETCH	PARTS	Q'TY
1		BOTTOM SHELVE	1PC
2		TOP SHELVE	1PC
3		CENTER SHELVES	3PCS
4		DRAWER	1PC
5		SIDE PANELS	2PCS

6

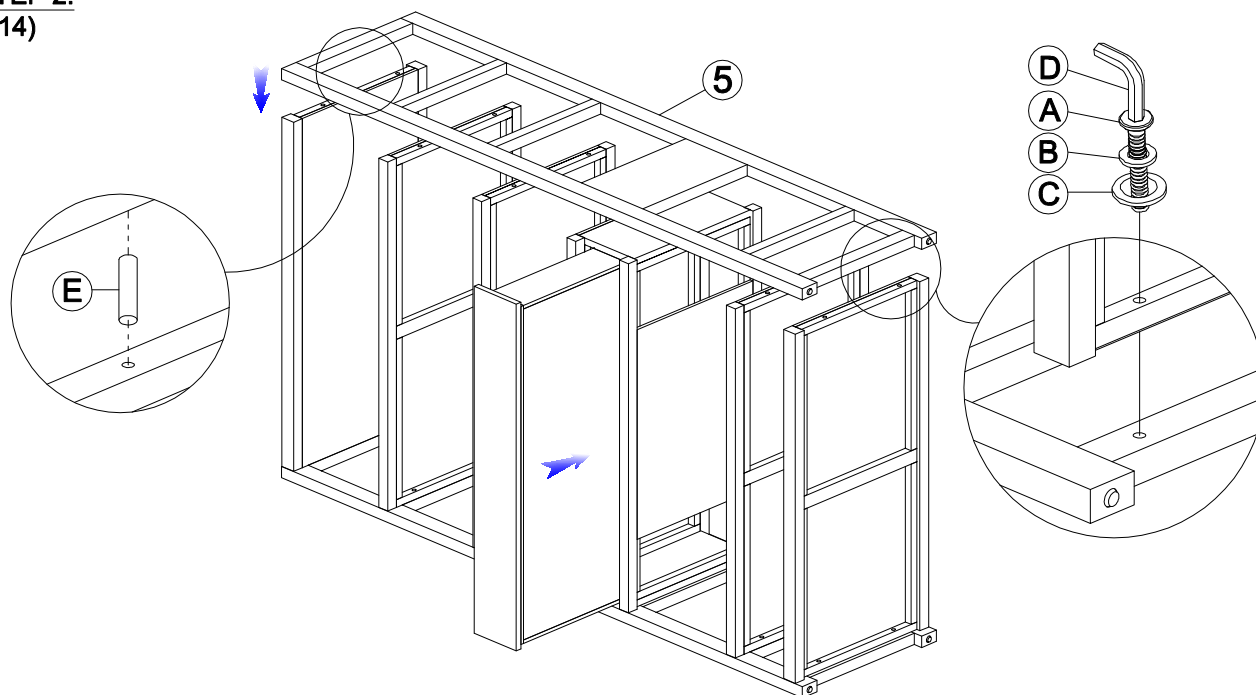
ASSEMBLY HARDWARE PACK

NO.	SKETCH	HARWARE	Q'TY
A	 1/4"X 35mm	BOLTS	28PCS
B	 5/16"X13mm	LOCK WASHER	10PCS
C	 5/16"X19mm	FLAT WASHER	10PCS
D	 4mm	ALLEN KEY	1PC
E	 10X30mm	WOODEN PEGS	14PCS
F		TIPPING RESTRAINT	1 SET
G		ADJUSTABLE LEVELER	4PCS

STEP 1: (x14)



STEP 2:
(x14)



NOTE: FULLY TIGHTEN ALL BOLTS WITH ALLEN KEY.

STEP 3:

