

24" Compact Condensation Dryer

500 Series – WTG86401UC



BOSCH
Invented for life



WTG86401UC
White

The 500 series washer & dryer are one of the few ENERGY STAR® qualified 24" pairs offering quality, water protection & design.

Features & Benefits

Only ENERGY STAR® dryer in 24" compact laundry market.

Bosch washers and dryers are the only ENERGY STAR® 24" laundry pair.

Condensation drying doesn't require ducting.

Perfect design match to Bosch 500 series washer.

Washer plugs into dryer for easy installation.

Dry up to 18 towels in one load.



General Properties

Dryer type	Condensing
Drum material	Stainless Steel
Interior light	No
Ventless drying (no ducting)	Yes
Stackable	Yes
Silence level (dBA)	65
Programs (No.), [Special]	(15), [Bulky/Large Items, Towels]
Options (No.), [Special]	(6), [Dry Level, Finished In]
Energy consumption (kWh/yr)	311
ENERGY STAR® qualified	Yes

Capacity

Capacity (cu. ft.)	4.0
Relative load	18 bath towels

Design Elements

Door ring	Silver
Control type	Touch
Dial	Silver ring with white center
Bosch logo on door glass	Yes

Technical Details

Energy source	Electric
Watts (W)	2,520
Circuit breaker (A)	30
Volts (V)	208/220-240
Current (A)	10.5
Frequency (Hz)	60
Plug type	240V; NEMA 14-30 (4 prong)

Technical Details (Continued)

Power cord included	Yes
Power cord length (in)	63 (Full Length)
Drain hose length (in)	78 (Full Length)
Door hinge	Right Side (Reversible)

Dimensions & Weight

Overall appliance dimensions (HxWxD)(in)	33 1/4" x 23 1/2" x 25"
Net weight (lbs)	99 lbs
Minimum stack height (in)	67 3/4"

ADA compliance

- Meets ADA height and access requirements *when installed on pedestal.*
- Meets ADA operable parts requirements for controls and lint filter.

Accessories—Optional



WTZ11400UC
Stacking kit with shelf



WTZ20410UC
Stacking kit without shelf



WMZ20500
Pedestal



WMZ20600
Drying Rack



Accessories: To purchase Bosch accessories, cleaners & parts please visit www.bosch-home.com/us/store or call 1-800-944-2904 (Mon to Fri 5 am to 6 pm PST, Sat 6 am to 3 pm PST).

Notes: All height, width and depth dimensions are shown in inches. BSH reserves the absolute and unrestricted right to change product materials and specifications, at any time, without notice. Consult the product's installation instructions for final dimensional data and other details prior to making cutout.

Warranties: Please see Use & Care manual or Bosch website for statement of limited warranty.

For more information on our entire line of products, go to www.bosch-home.com/us or call 1-800-944-2904

© BSH Home Appliances Corporation. All rights reserved. Bosch is a registered trademark of Robert Bosch GmbH.

24" Compact Condensation Dryer

500 Series – WTG86401UC

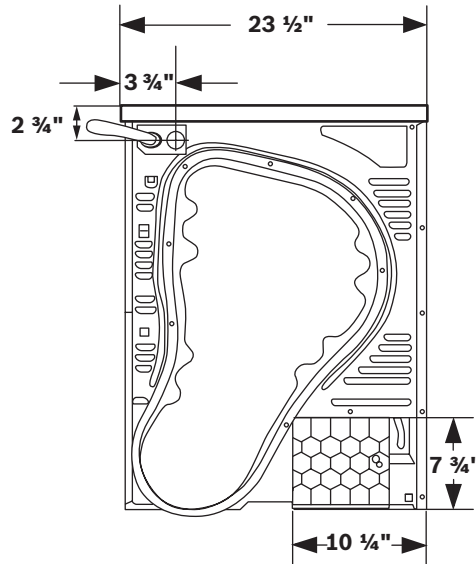
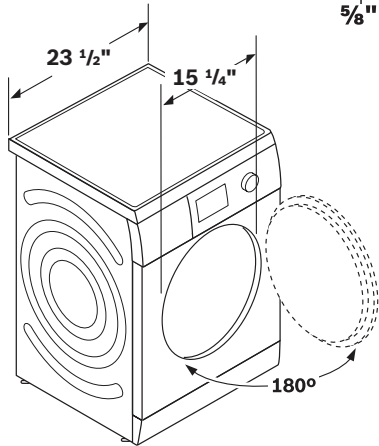
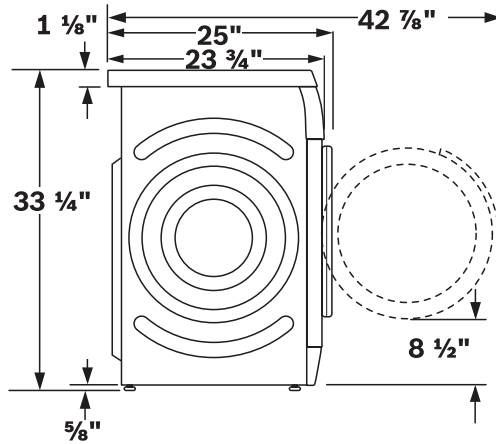


BOSCH

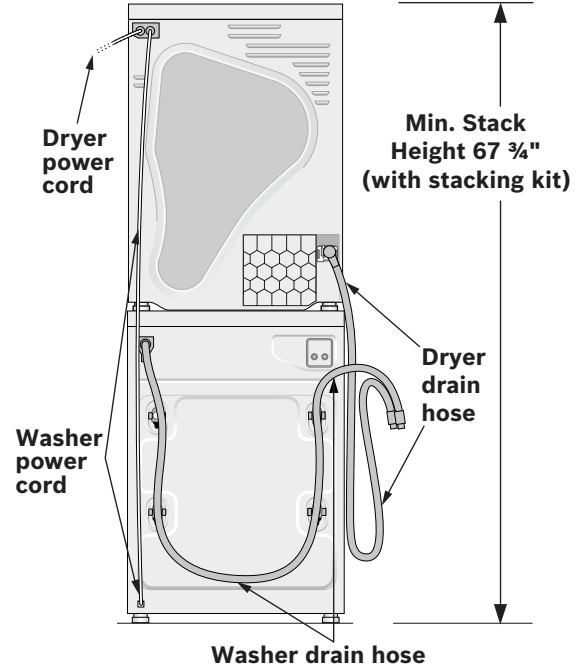
Invented for life

Installation Details

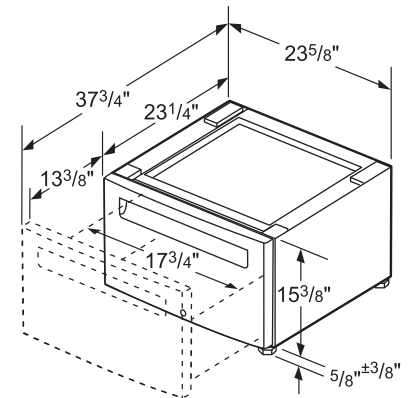
Dimensions in inches



Washer plugs into the dryer or properly installed 240V NEMA 6-15 wall receptacle.



Optional Pedestal



measurements in inches

Accessories: To purchase Bosch accessories, cleaners & parts please visit www.bosch-home.com/us/store or call 1-800-944-2904 (Mon to Fri 5 am to 6 pm PST, Sat 6 am to 3 pm PST).

Notes: All height, width and depth dimensions are shown in inches. BSH reserves the absolute and unrestricted right to change product materials and specifications, at any time, without notice. Consult the product's installation instructions for final dimensional data and other details prior to making cutout.

Warranties: Please see Use & Care manual or Bosch website for statement of limited warranty.

For more information on our entire line of products, go to www.bosch-home.com/us or call 1-800-944-2904

© BSH Home Appliances Corporation. All rights reserved. Bosch is a registered trademark of Robert Bosch GmbH.

24" Compact Condensation Dryer

500 Series – WTG86401UC

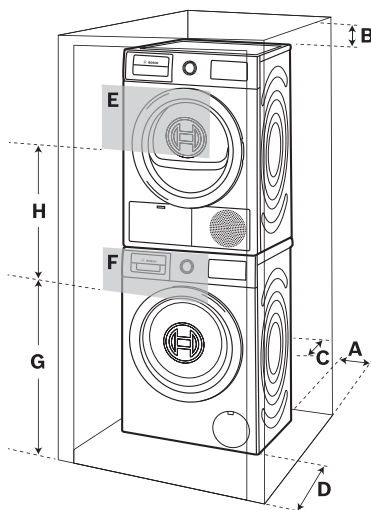


BOSCH
Invented for life

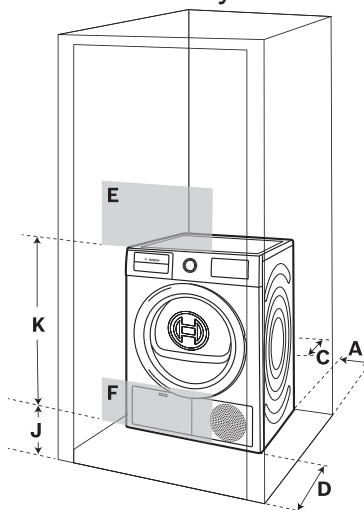


Installation Details

Closet: Stacked



Closet: Stand Alone (shown) or Side by Side



Clearance requirements (Minimum)

A Both Sides	5/8 in.
B Top	6 1/4 in.
C Rear	2 1/2 in.
D Front	2 1/2 in.

Ventilation Area (Minimum)

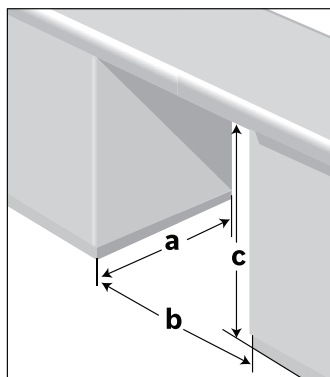
E Top	63 sq. in.
F Bottom	63 sq. in.

Vent Spacing

G	37 in.
H	26 in.
J	3 in.
K	29 in.

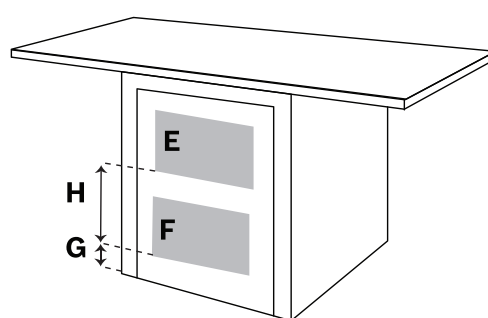
Enclosure Dimensions

Under Counter: (Preferred)



Front of the appliance fully open. No doors or coverings.

Under Counter: (Less Preferred)



If the front of the appliance is covered, ventilation openings must be installed as shown and front/rear clearances adhered to according to closet installations.

Minimum opening dimensions

a	28 in.
b	23 7/8 in.
c	34 1/2 in.

E & F are minimum area sizes

E	63 sq. in.
F	63 sq. in.

G & H actual spacing dimensions for min. open area sizes

G	3 in.
H	14 in.

Accessories: To purchase Bosch accessories, cleaners & parts please visit www.bosch-home.com/us/store or call 1-800-944-2904 (Mon to Fri 5 am to 6 pm PST, Sat 6 am to 3 pm PST).

Notes: All height, width and depth dimensions are shown in inches. BSH reserves the absolute and unrestricted right to change product materials and specifications, at any time, without notice. Consult the product's installation instructions for final dimensional data and other details prior to making cutout.

Warranties: Please see Use & Care manual or Bosch website for statement of limited warranty.

For more information on our entire line of products, go to www.bosch-home.com/us or call 1-800-944-2904

© BSH Home Appliances Corporation. All rights reserved. Bosch is a registered trademark of Robert Bosch GmbH.