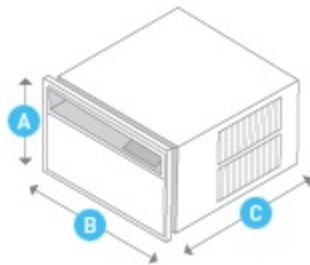


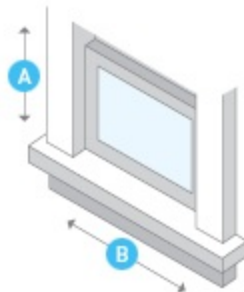
# Kühl KEM18A34A

Cooling BTU: **20000**  
 Heating BTU: **13000**  
 EER: **10.4**

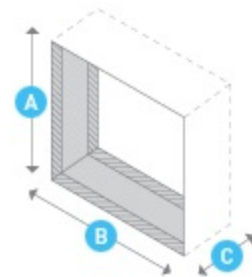
CEER: **10.3**



**Unit Dimensions**  
 Height: **17 15/16"**  
 Width: **25 15/16"**  
 Depth: **29"**




**Window Dimensions**  
 Height: **17 15/16"**  
 Width: **27 3/8"**  
 Depth: **42"**



**In-Wall Dimensions**  
 Height: **18 3/16"**  
 Width: **26 3/16"**  
 Depth: **7 3/8"**

**Additional Measurement Information**  
 Depth to Louvers: **7 3/8"**  
 Sleeve Size: **M**

**Detailed Electrical Information**



Voltage: **230**  
 Cooling Amps: **9.6**  
 Heating Amps: **19.5**

**Additional Specification Details**  
 Air Circulation: **425 cubic feet per minute**  
 Est. Yearly Operating Costs: **\$188**  
 Moisture Removal: **6 pints per hour**  
 Net Weight: **141 lbs**  
 Shipping Weight: **154 lbs**

U.S. Government Federal Law prohibits removal of label before consumer purchase.

## ENERGYGUIDE

Room Air Conditioner Friedrich Air Conditioning Co.  
 WITHOUT REVERSE CYCLE Model: KEM18A34A  
 WITH LOUVERED SIDES Capacity: 20000BTU

**Estimated Yearly Energy Cost**

**\$188**

\$189 Cost Range of Similar Models \$386

**10.3**  
 Combined Energy Efficiency Ratio

Your cost will depend on your utility rates and use.

\* Cost range based only on models of similar capacity  
 WITHOUT REVERSE CYCLE and WITH LOUVERED SIDES  
 \* Estimated energy cost based on a national average electricity cost of .13 cents per kWh and a seasonal use of 8 hours a day over a 3 month period.  
 \* For more information, visit [www.ftc.gov/energy](http://www.ftc.gov/energy).