

# ASSEMBLY INSTRUCTIONS








## MODEL : PCH 370-24B PARSON BARSTOOL

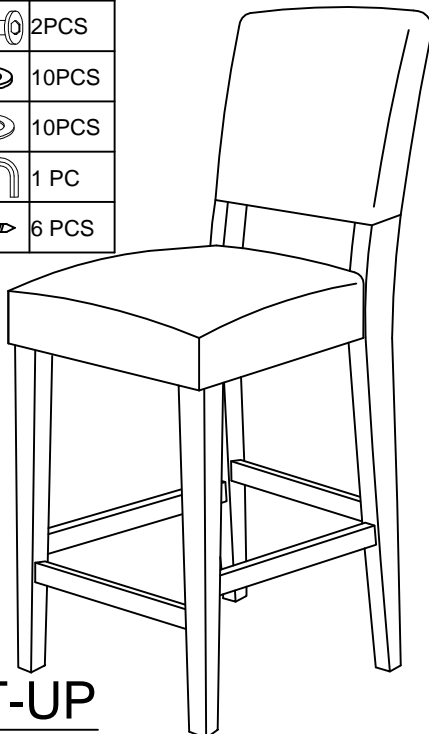
2708S-24

### IMPORTANT NOTE :

- \* PLACE ALL WOODEN PARTS ON A CLEAN AND SMOOTH SURFACE SUCH AS A RUG OR CARPET TO AVOID THE PARTS FROM BEING SCRATCHED.
- \* BEFORE YOU BEGIN, KINDLY FOLLOW THE ASSEMBLY INSTRUCTIONS STEP BY STEP.
- \* DO NOT TIGHTEN ALL SCREWS UNTIL THE CHAIR IS FULLY SET-UP.

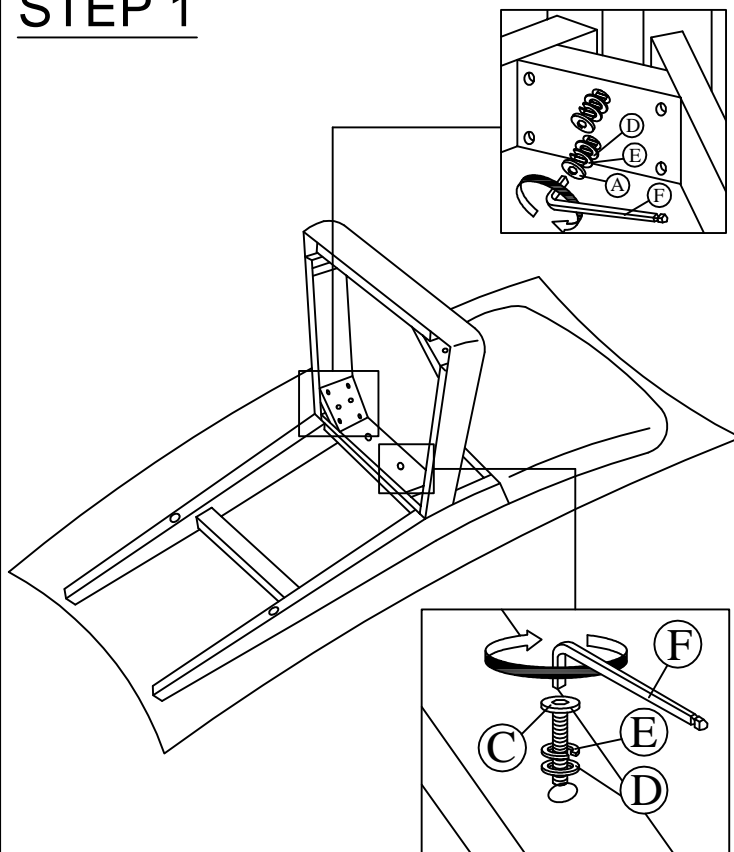
### HARDWARE LIST

NO	DESCRIPTION	QTY
A	JCBC BOLT (LONG) 	4PCS
B	JCBC BOLT (MEDIUM) 	4PCS
C	JCBC BOLT (SHORT) 	2PCS
D	FLAT WASHER 	10PCS
E	SPRING WASHER 	10PCS
F	ALLEN KEY 	1 PC
G	CSK SCREW 	6 PCS

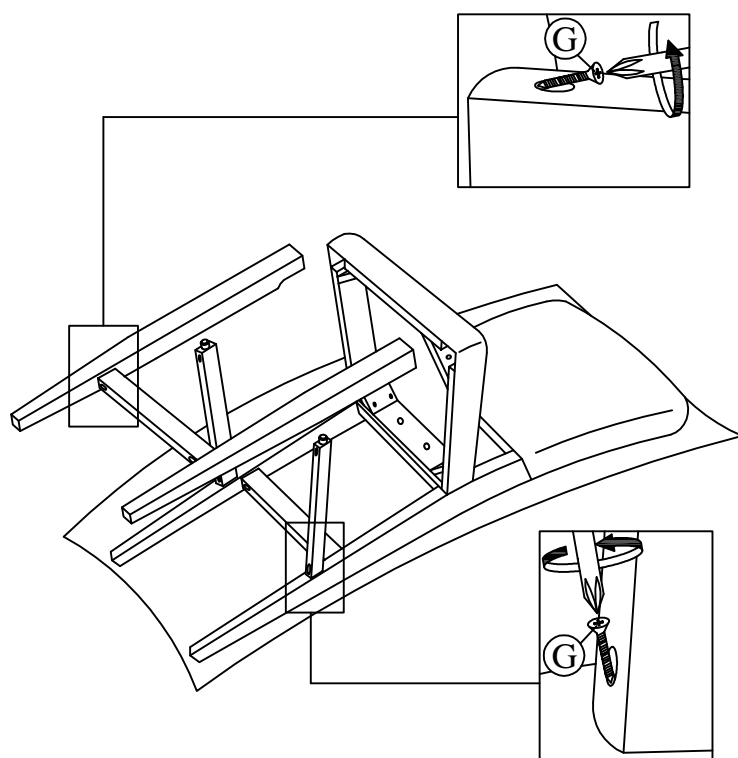


FULLY SET-UP

### STEP 1



### STEP 2



### STEP 3

