

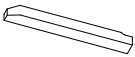

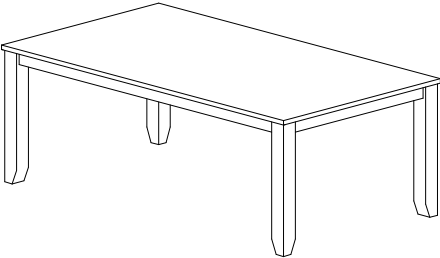


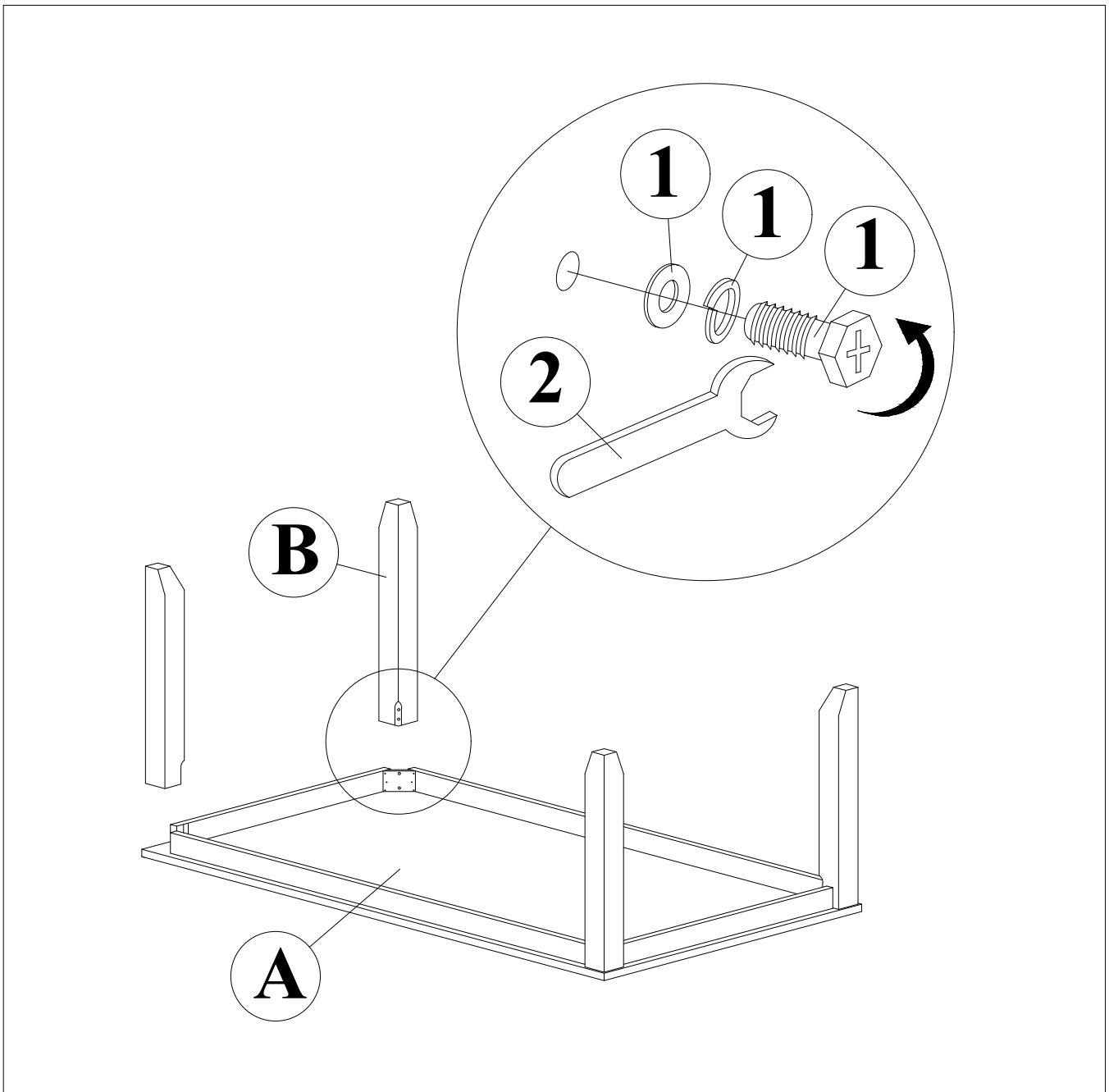
# ASSEMBLY INSTRUCTIONS

ITEM NO : 1131T - 3664  
DINING TABLE

BOX OF DINING TABLE				BOX OF DINING TABLE HARDWARE LIST			
ITEM	DRAWING	DESCRIPTION	QTY	ITEM	DRAWING	DESCRIPTION	QTY
A		DINING TOP	1	1		Bolt-Hex Comb with Spring Washer and Washer (5/16 x 2 1/2")	8
B		LEG	4	2		Wrench (13MM)	1



## COMPLETED DINING TABLE ASSEMBLY



**THE HARDWARE IS LOCATED IN THE PACKING ITEMS**

NOTE : MUST TIGHTEN SCREWS PERIODICALLY. WITH USE SCREWS MAY BECOME LOOSE.  
CHECK TIGHTNESS OF ALL SCREWS EVERY 6-8 WEEKS.





### CLEANING INSTRUCTION

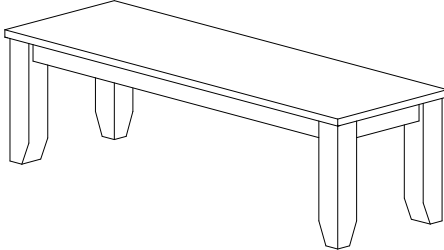
After assembled, clean & polish the completed parts if necessary with soft cloth and industrial recognized furniture polish

**MADE IN MALAYSIA**

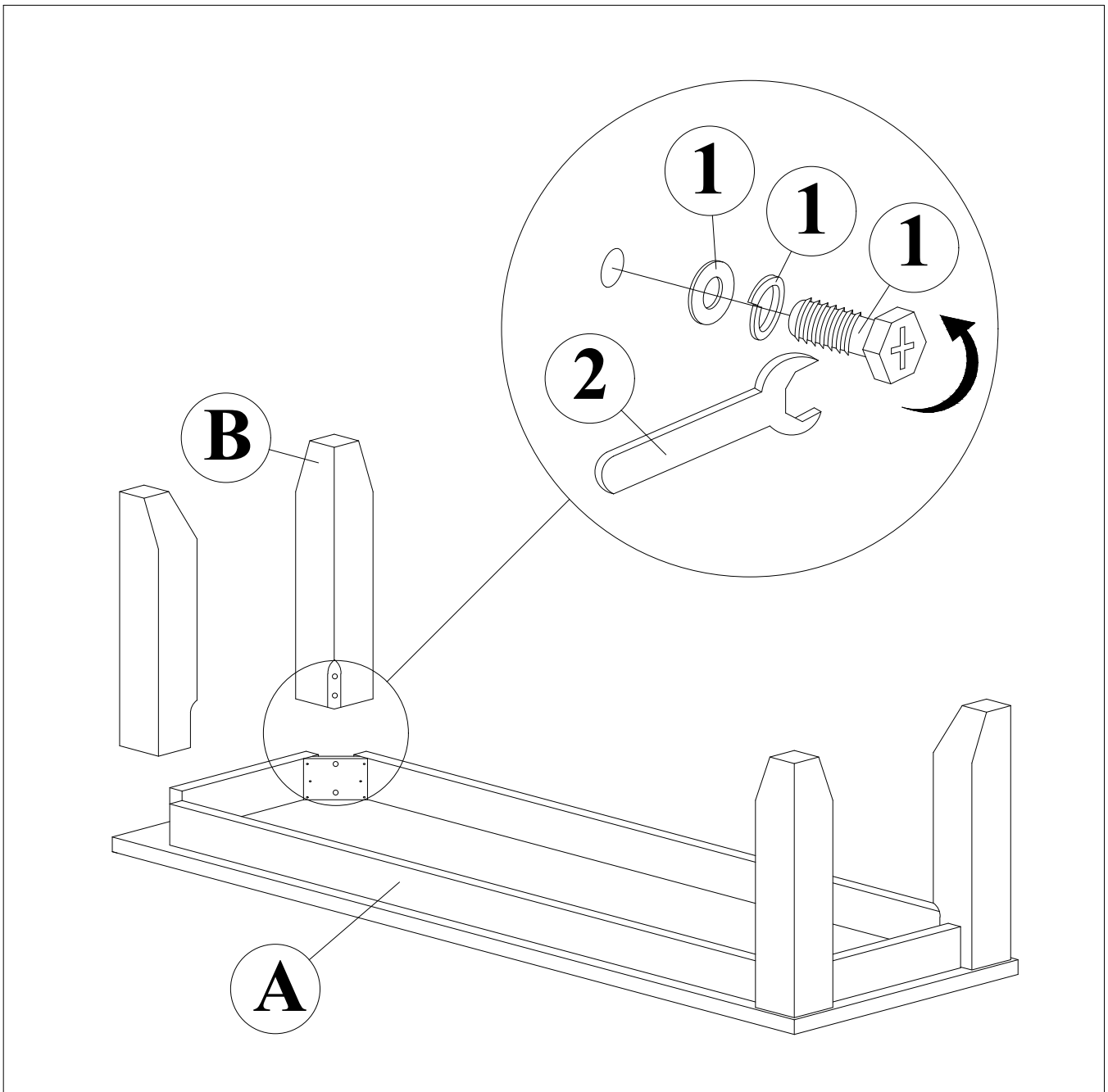
# ASSEMBLY INSTRUCTIONS

ITEM NO : 1131 - BENCH

BOX OF BENCH				BOX OF BENCH HARDWARE LIST			
ITEM	DRAWING	DESCRIPTION	QTY	ITEM	DRAWING	DESCRIPTION	QTY
A		BENCH TOP	1	1		Bolt-Hex Comb with Spring Washer and Washer (5/16 x 2 1/2")	8
B		LEG	4	2		Wrench (13MM)	1



COMPLETED BENCH ASSEMBLY



**THE HARDWARE IS LOCATED IN THE PACKING ITEMS**

NOTE : MUST TIGHTEN SCREWS PERIODICALLY. WITH USE SCREWS MAY BECOME LOOSE.  
CHECK TIGHTNESS OF ALL SCREWS EVERY 6-8 WEEKS.

## CLEANING INSTRUCTION

After assembled, clean & polish the completed parts if necessary with soft cloth and industrial recognized furniture polish

**MADE IN MALAYSIA**