




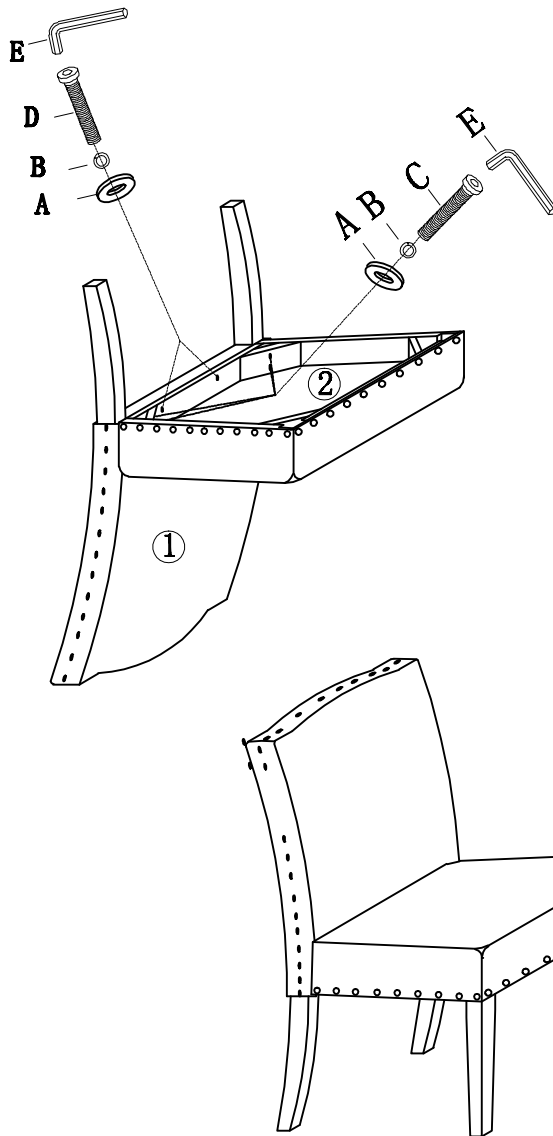


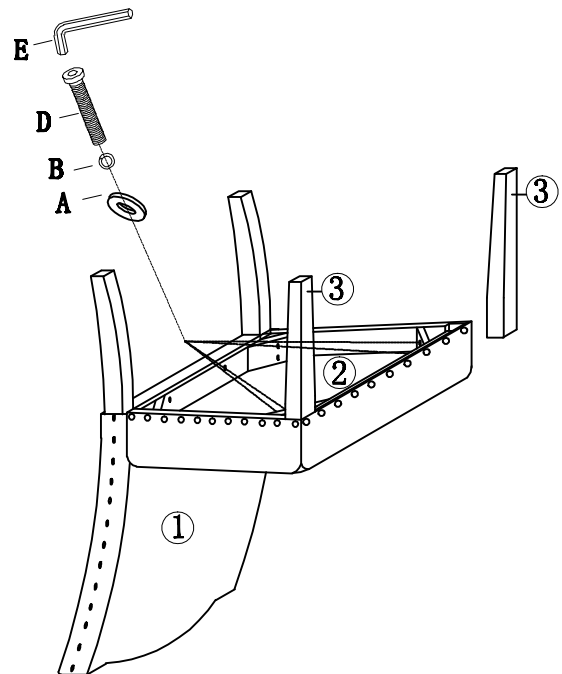
# ASSEMBLY INSTRUCTION

HARDWARE LIST		
NO.	PART	Q' TY
A	 $\phi 5/16"$ *22mm	10PCS
B	 $\phi 5/16"$	10PCS
C	 $\phi 5/16"$ *3-1/4"	4PCS
D	 $\phi 5/16"$ *2-1/4"	6PCS
E	 $\phi 5/16"$	1PC

## STEP 1



## STEP 2



Do not fully tighten screws until fully assembled