




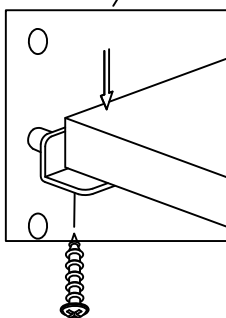
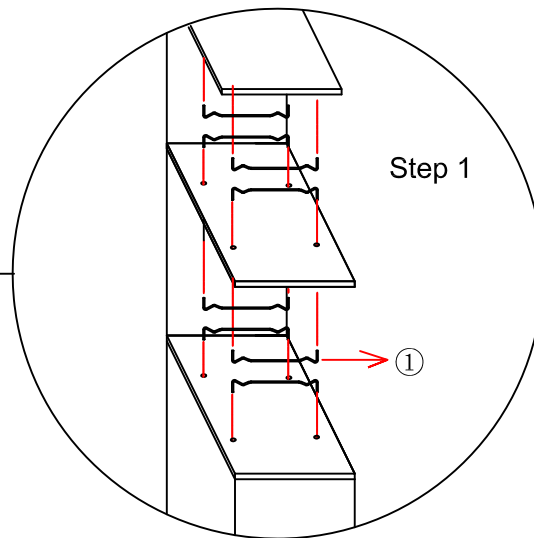
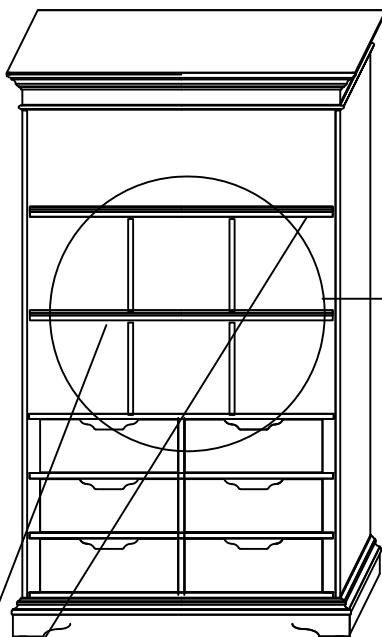
## ITEM: 5960-90013-MULTI Lakehills Wardrobe

Thank you for purchasing this quality product. Be sure to unpack carefully looking for small parts which may have come loose during shipment.

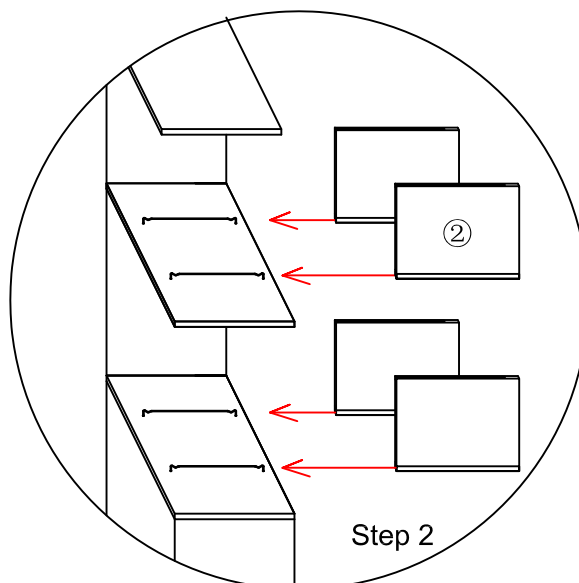
Read all instruction and study the drawing carefully before starting the assembly process.

### HARDWARE PACK

NO.	DRAWING	DESCRIPTION	SIZE	Q'ty	PARTS LIST			
					NO.	DRAWING	DESCRIPTION	Q'ty
A		Anti - Tip Kit		1PC	1		<b>Magic wire</b>	8PCS
					2		Removable Divider	4PCS



Step 3: To adjust the shelf height, remove screws then place shelf pins in the desired level.



Note: Anti-tip kit restraint is provided. Please follow the instructions enclosed with the pack.

## ITEM: 5960-90013-MULTI Lakehills Wardrobe

Thank you for purchasing this quality product. Be sure to unpack carefully looking for small parts which may have come loose during shipment.

Read all instruction and study the drawing carefully before starting the assembly process.

