

synergy 339

system

SALAMANDER
DESIGNS

Shown in Cherry Wood with Black Posts



FEATURES

- Patented, modular design
- Sturdy anodized aluminum posts support the shelves at precise heights
- Wood veneer surfaces and solid wood door frames
- Perforated door inserts permit IR signals, add ventilation and mask speakers
- Snap-on hinges fully extend doors and remove easily for better in-cabinet access
- Three infinitely adjustable shelves
- Removable rear panel allows easy access to A/V components
- Precision leveling feet keep the cabinet level even on uneven floors

EXTERIOR

65.75" w x 31" h x 19.75" d

1670mm x 787mm x 502mm

INTERIORS

19.75" w x 17.75" h x 18" d (X3)

502mm x 451mm x 457mm (X3)

Center Opening: 62.25" w x 8" h x 17.5" d

1581mm x 203mm x 445mm

CAPACITIES

Top: 200 lbs - TVs up to 70"

91 kg - TVs up to 70"

Bottom Shelf: 350 lbs

159 kg

Center Opening: 75 lbs

35 kg

3 Adjustable Shelves: 75 lbs each

34 kg each

Maximum: 1000 lbs

453 kg


WOODS




Maple



Cherry



Walnut



Black

POSTS




Satin Aluminum



Matte Black

DOOR INSERTS



Standard
Perforated Steel