

30” Warming Drawer



DWR30U900WM/DA – Graphite Stainless

Features & Benefits

- 4 temperature levels
- 4 timer settings
- Electronic control panel

Controls

CONTROL TYPE	Tactile Control
KITCHEN TIMER	Yes

Warming Drawer

CAPACITY (CU. FT.)	1.6
TEMPERATURE RANGE	85°F to 220°F
POWER	500W
MOIST / CRISP SELECTOR	No
APPROVED FOR OUTDOOR USAGE	No

Weights & Dimensions

NET WEIGHT (LBS.)	80.7
SHIPPING WEIGHT (LBS.)	90.4
PRODUCT DIMENSIONS (W X H X D IN INCHES)	29 ¾ x 9 ⅜ x 24 ⅛
CUTOUT REQUIRED (W X H X D IN INCHES)	28 ½ x 9 ⅝ x 24

Technical Details

ELECTRICAL REQUIREMENTS	120V, 60 Hz, 15A
-------------------------	------------------

Warranty

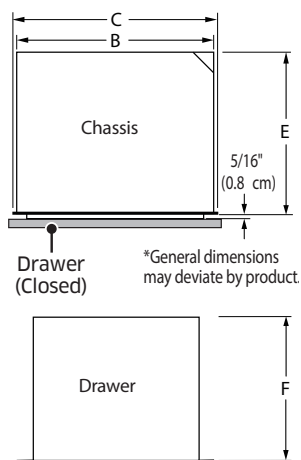
FULL COVERAGE	2 Years
---------------	---------

30" Warming Drawer

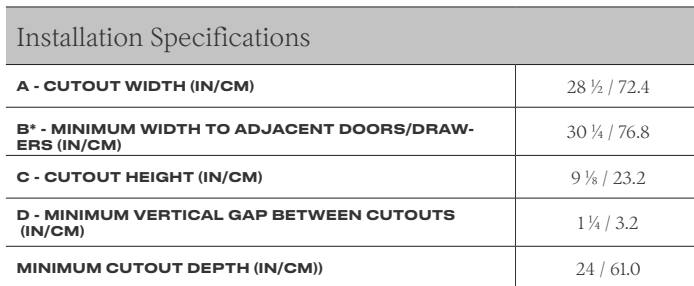
dacor

Appliance Dimensions	
A - MOUNTING BRACKET WIDTH (IN/CM)	28 ⁵ / ₁₆ / 71.9
B - CHASSIS WIDTH (IN/CM)	27 ⁹ / ₁₆ / 70.1
C - CHASSIS FACE WIDTH (IN/CM)	28 ³ / ₈ / 72.1
D - MOUNTING BRACKET HEIGHT (IN/CM))	8 ¹⁵ / ₁₆ / 22.7
E - CHASSIS DEPTH (IN/CM)	23 ¹ / ₂ / 59.6
F - DRAWER DEPTH (IN/CM)	22 ⁵ / ₈ / 57.4
G - CHASSIS HEIGHT (IN/CM)	9 ¹ / ₁₆ / 23
H* - DRAWER FRONT WIDTH (IN/CM)	29 ³ / ₄ / 75.6
I* - DRAWER FRONT HEIGHT (IN/CM)	9 ³ / ₈ / 23.9
J* - DRAWER FRONT DEPTH (IN/CM)	1 / 2.5

* DWR30U900WS/DA, DWR30U900WM/DA models only

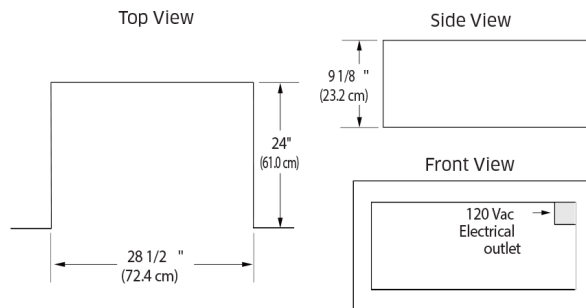


TOP VIEW

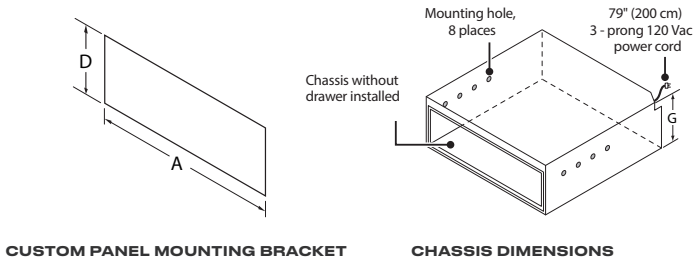


*Bare minimum spacing for ventilation and to avoid scraping on DWR30U900WS, DWR30U900WM models

* * DWR30U900WP : Chassis and drawer face are smaller than cutout; custom front panel mounts to drawer face; height and width of custom front panel must exceed cutout dimensions (A, C above) to cover hole; allow 1/4" minimum added space on top, bottom and sides from the custom front panel edge to prevent scraping against adjacent doors, drawers, and countertop;

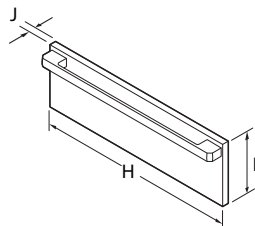


STANDARD INSTALLATION CUTOUT DIMENSIONS

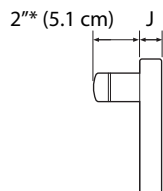


CUSTOM PANEL MOUNTING BRACKET

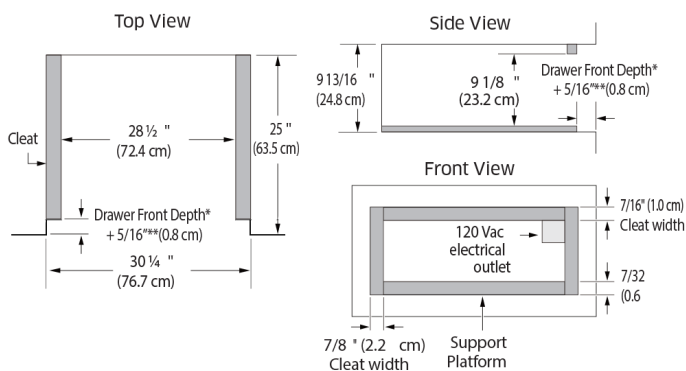
CHASSIS DIMENSIONS



DRAWER FRONT DIMENSIONS



HANDLE DIMENSION



FLUSH INSTALLATION CUTOUT DIMENSIONS