









General Features

Model Number	MAW06R1BWT
Capacity	6,000 BTU
Operating Modes	Cool, Fan, Dry, Auto
Wi-Fi Compatible	No
Air Direction	4 Way
Fan Speeds	3 Speeds
Control Type	Electronic
Remote Control	
Energy Saver Function	
Program Timer	
Clean Filter Warning	
Sleep Mode	
Follow Me feature	
Compressor	Rotary
Self Evaporating	

Performance and Certifications

Cooling Area	150-250 sq. ft.
Heating Capacity	No
CEER	12.1 Btu/h/W
EER	12.2 Btu/h/W
Energy Star Certified	
Indoor noise level (Hi med Lo)	59.5 / 58.5 / 57 dBA
Moisture removal	1.27 pints/ hr
Certifications an Listings	UL, DOE
Power Supply	1Ph, 115V-, 60Hz
Plug Type	5-15P with LCDI
Rated Input	700 W
Current	6.5 Amps

Physical

Product Dimensions (in) W*D*H	18.5 x 15.7 x 13.4 in
Product Dimensions (mm) W*D*H	471 x 400 x 340 mm
Net Gross weight (lbs)	45.2/52.0 lbs.
Net Gross Weight (kg)	20.5 / 23.6 kg.
Window Opening Width (in) (Min Max)	23/36 in.
Window Opening Width (mm) (Min Max)	584 / 914 mm
Window Opening Height (in)	14 in
Window Opening Height (mm)	355.6 mm
Color	White

Warranty

Warranty	1 Year
----------	--------