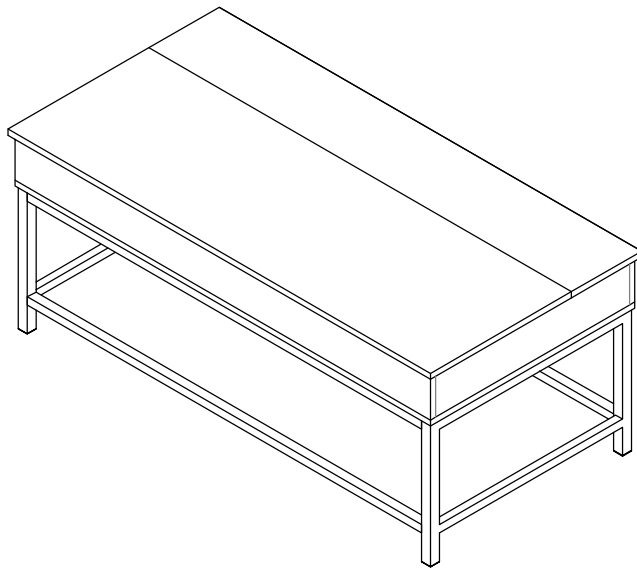


ASSEMBLY INSTRUCTIONS
COASTER FINE FURNITURE



Fine Furniture for every stage of life

723778
LIFT TOP COFFEE TABLE

REVISION 0 : 05/05/2021
REVISION 1 : 09/09/2021

ITEM:723778



ASSEMBLY INSTRUCTIONS

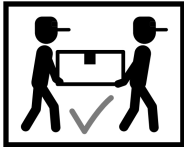
ASSEMBLY TIPS:

1. Remove hardware from box and sort by size.
2. Please check to see that all hardware and parts are present prior to start of assembly.
3. Please follow attached instructions in the same sequence as numbered to assure fast & easy assembly.



WARNING!

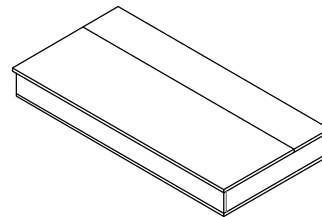
1. Don't attempt to repair or modify parts that are broken or defective. Please contact the store immediately.
2. This product is for home use only and not intended for commercial establishments.



ASSEMBLY TIME 20 MINUTES

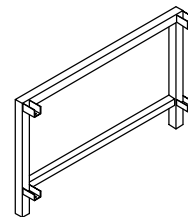
PARTS IDENTIFICATION

A TOP BOX



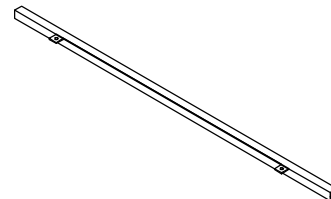
1PC

B SIDE FRAME



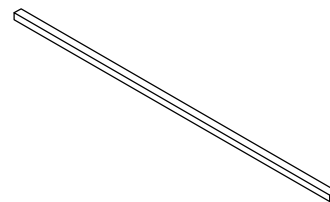
2PCS

C TOP CROSSBAR



2PCS

D BOTTOM CROSSBAR



2PCS

HARDWARE IDENTIFICATION

1 SHORT BOLT
(1/4" x 12mm BLK)



20PCS

2 CAP
(25 x 25mm BLK)



4PCS

3 ALLEN WRENCH
(4mm)



1PC

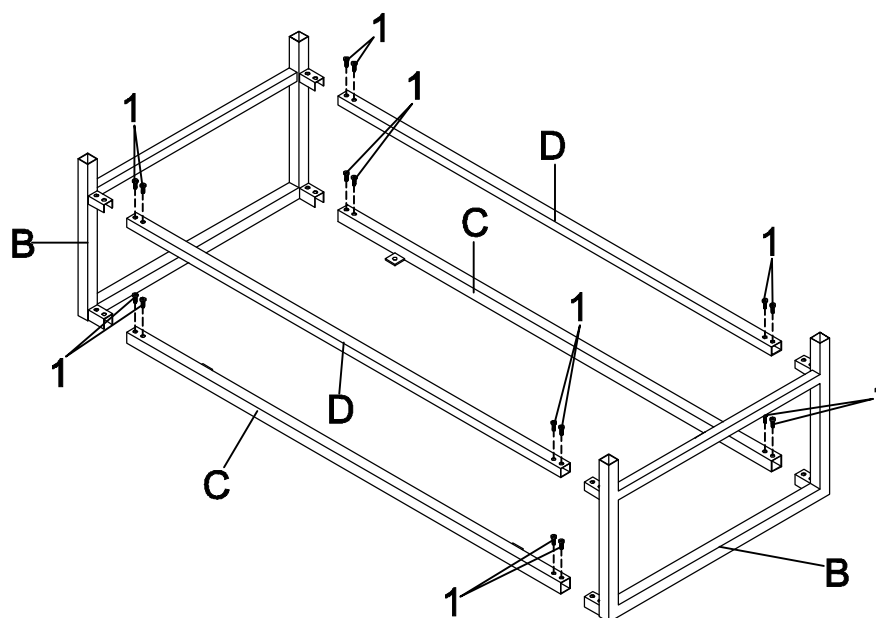
ITEM: 723778



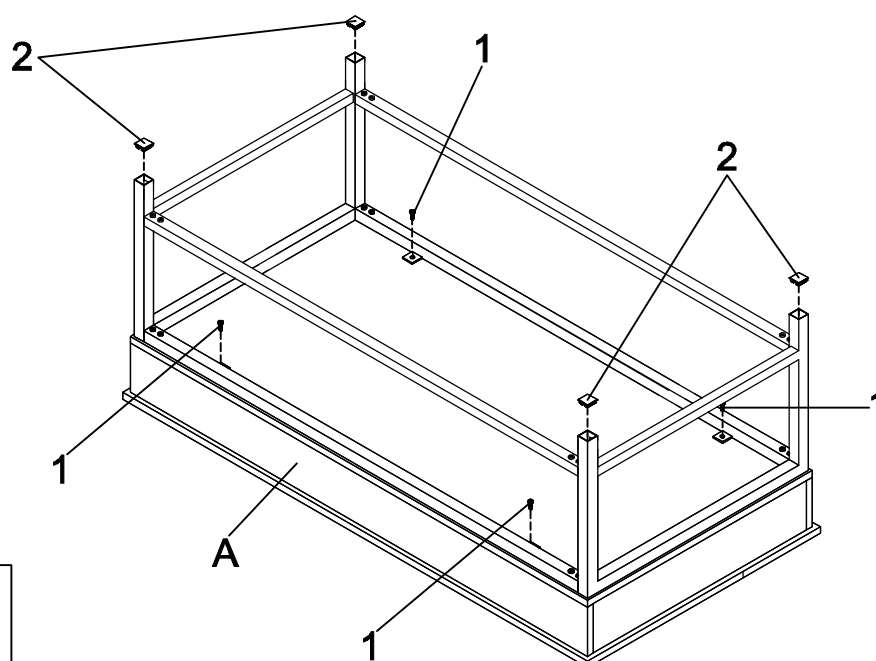
ASSEMBLY INSTRUCTIONS

STEP 1


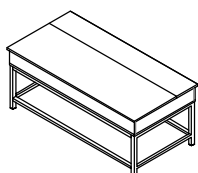
Do not tighten until each step is completed or instructed.



STEP 2



COMPLETE

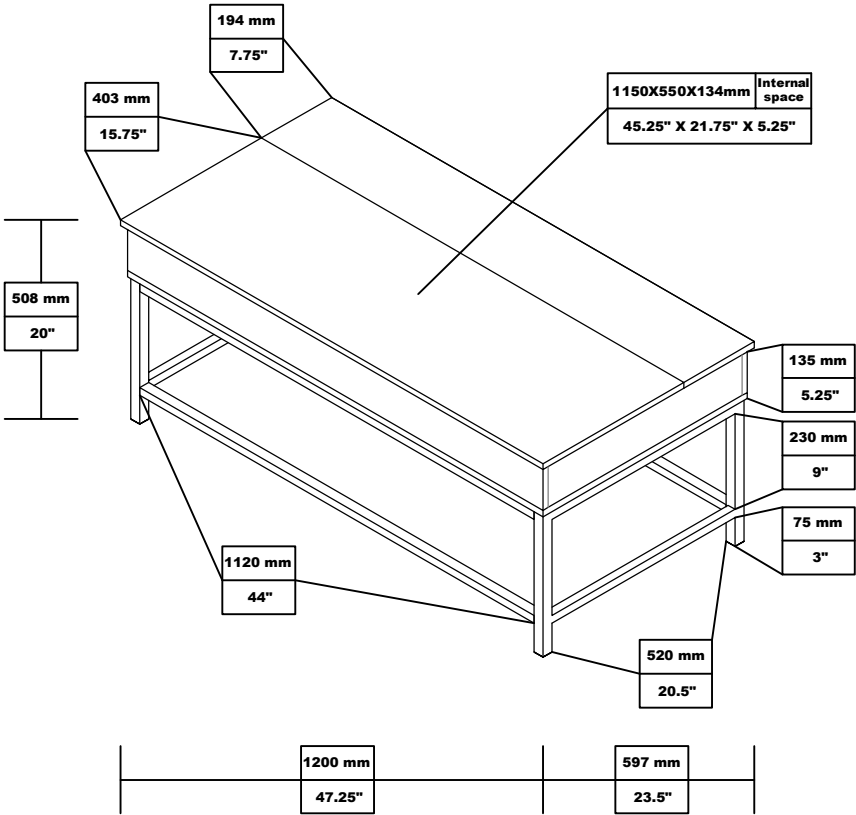


ITEM:723778

ASSEMBLY INSTRUCTIONS



Product Size : 1200 X 597 X 508 H (MM)
Product Size : 47.25" X 23.5" X 20"



Note : Dimension tolerance $\pm 5\%$