

## CI304C/B

### FEATURES

Four elements and bridging option to accommodate different pan sizes

40% faster temperature response than gas or electric

Magnetic induction technology provides fast and perfectly distributed heat

Incredible cooking control, with lightning fast high heat and very low lows

Can be installed flush with countertop for smooth, continuous surface

Rigorously tested in our U.S. manufacturing facilities for decades of use

Exceptional 24/7 support from our Customer Care team in Madison

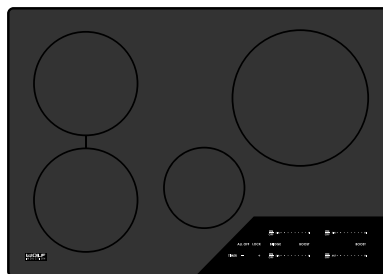
Cookware heats up fast, yet cooktop stays relatively cool for safety

Cookware sensing guards against hot burners being left on

Highly efficient, because energy is supplied directly to the cookware



### TOP-CONFIGURATION



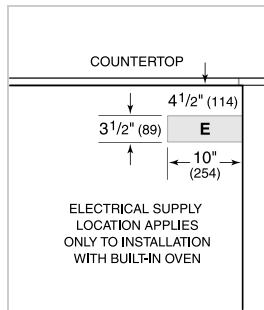
### COOKTOP-SPECIFICATIONS

- 1 - 1400 W Element
- 2 - 2100 W Element with 3000 W Boost
- 1 - 2600 W Element With 3150 W Boost

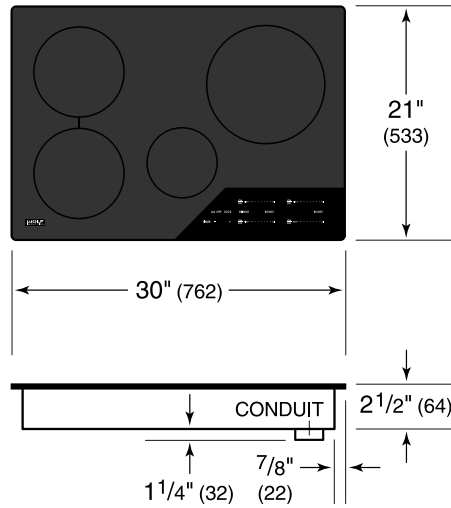
**PRODUCT-SPECIFICATIONS**

model	CI304C/B
door-clearance	30"W x 2 1/2"H x 21"D
Weight	49 lb
electrical-supply	3-wire, 240/208 VAC, 60 Hz
electrical-service	40 amp dedicated circuit
conduit-length	4 feet

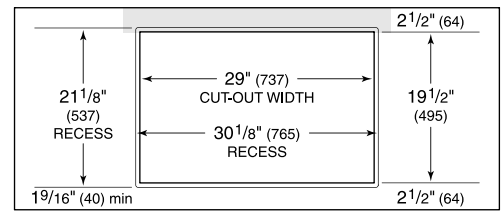
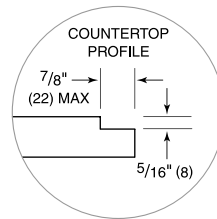
**ELECTRICAL-AND-GAS**



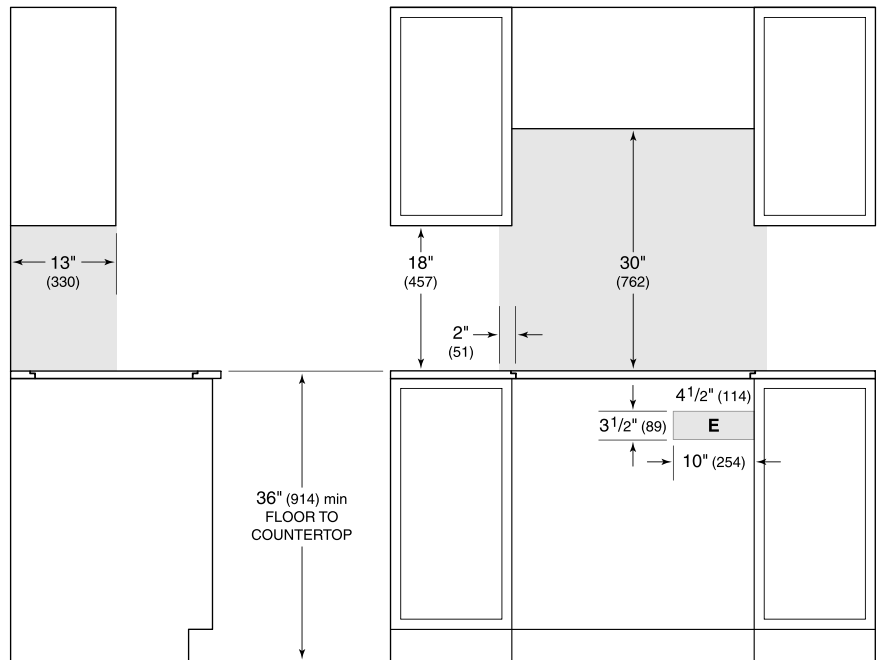
**DIMENSIONS**



**INSTALLATION**



COUNTERTOP CUT-OUT



SIDE VIEW

FRONT VIEW

*NOTE: Shaded area above countertop indicates minimum clearance to combustible surfaces, combustible materials cannot be located within this area. Electrical supply location only applies to installations with built-in oven. Outside corner radius 7/16" (11).*