



Liberty Furniture
INDUSTRIES, INC

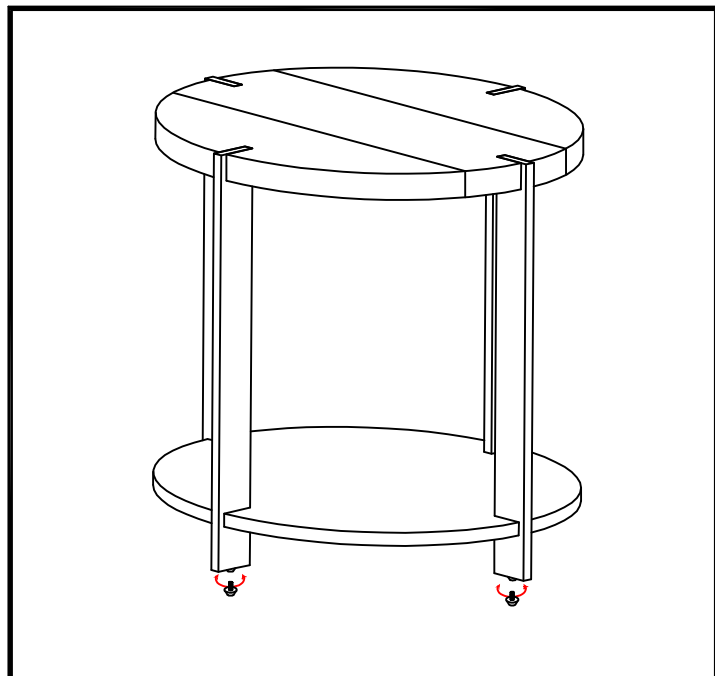
LIBERTY FURNITURE

ASSEMBLY INSTRUCTION

ITEM # 801-OT1020

DESCRIPTION End Table

Thank you for purchasing this quality product. Be sure to check all packing material carefully for small parts which may have come loose inside the carton during shipment. Identify and count all parts and compare with the parts list below:

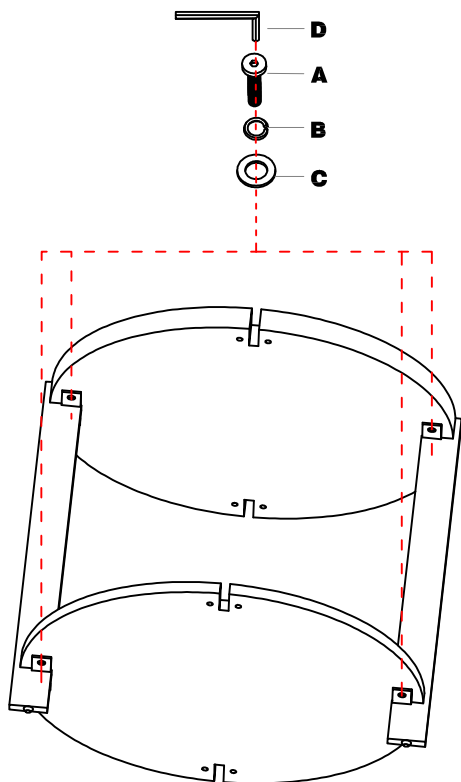


PARTS LIST

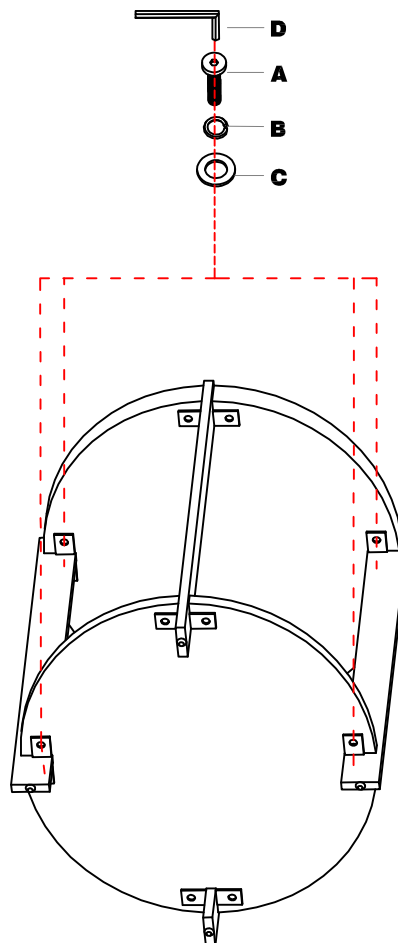
NO.	SKETCH	DESCRIPTION	Q'TY
①		Table Top Panel	1 pc
②		Bottom Shelf	1 pc
③		Leg	4 pcs

④			
ASSEMBLY HARDWARE PACK			
NO.	SKETCH	DESCRIPTION	Q'TY
A		Bolt Ø1/4" x5/8"	16 pcs
B		Spring Washer	16 pcs
C		Flat Washer	16 pcs
D		Allen Wrench 4mm	1 pc

STEP 1



STEP 2



NOTE: DO NOT TIGHTEN ALL THE BOLTS UNTIL THEY ARE INSTALLED IN CORRESPONDING HOLES!