



CSO3050TE/S/T

FEATURES

- The elegant, modern aesthetics pair perfectly with a full suite of similarly styled Sub-Zero, Wolf, and Cove appliances.
- Plumbed and non-plumbed options for maximum installation flexibility.
- Full-color touchscreen simplifies use
- Save up to 50 personalized favorite recipe presets.
- Cooking modes include Steam, Convection, Broil, Slow Roast
- 1750-Watt recessed broil element.
- 2.4 cubic-foot oven cavity allows multiple dishes to be placed side by side at once.
- 1889-Watt dual convection system ensures even, multi-rack baking and consistent results.
- Three full-extension rack positions and one standard position allow easy access and increased cooking flexibility.
- 40-fluid ounce (1.2-liter) tank holds enough water for 4-hours of uninterrupted steam cooking.
- The temperature probe alerts you when your dish has reached the desired temperature.

ACCESSORIES

- Broil Rack
- Descaling Solution
- Perforated Pan - 12 3/4" x 1 1/2" x 7"
- Perforated Pan - 24 3/4" x 1 3/8" x 14 1/2"
- Porcelain Steam Enameled Broil Pan
- Solid Pan - 12 3/4" x 1 1/2" x 7"
- Solid Pan - 24 3/4" x 1 3/8" x 14 1/2"
- Standard Oven Rack
- Temperature Probe
- Accessories available through an authorized dealer.  
For local dealer information, visit [subzero-wolf.com/locator](https://subzero-wolf.com/locator).

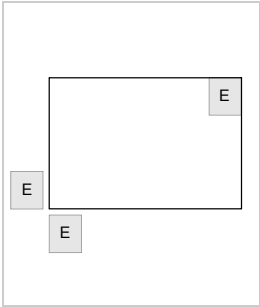




PRODUCT SPECIFICATIONS

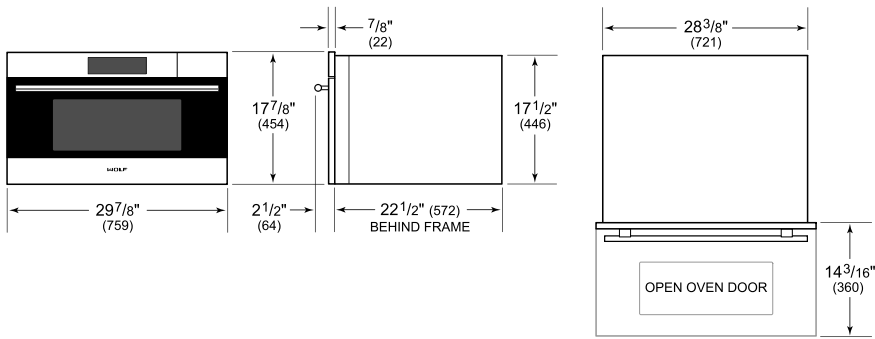
Model	CSO3050TE/S/T
Dimensions	29 7/8"W x 17 7/8"H x 22 1/2"D
Oven Interior Dimensions	25 1/4"W x 10 3/4"H x 15 1/8"D
Overall Capacity	2.4 cu. ft.
Usable Capacity	1.8 cu. ft.
Door Clearance	14 3/16"
Weight	91 lbs
Electrical Supply	240/208 VAC, 60 Hz
Electrical Service	20 amp dedicated circuit
Conduit Length	4 Feet

ELECTRICAL

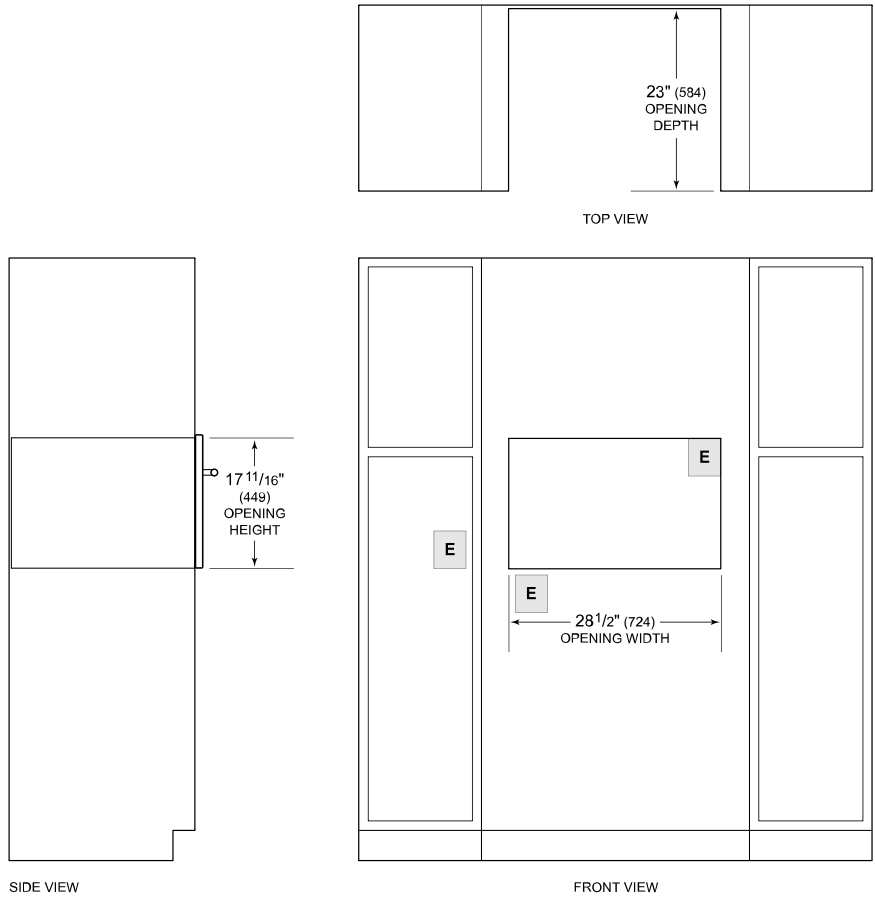


**NOTE:** Dimensions in parenthesis are in millimeters unless otherwise specified

DIMENSIONS



STANDARD INSTALLATION



**NOTE:** Location of electrical supply within opening may require additional cabinet depth.