

#### Warning :

- Be sure to check all packing material carefully for small parts, which may have come loose inside the carton during shipment.
- To prevent possible scratches and damage, this furniture **MUST BE ASSEMBLED BY TWO PEOPLE** on a soft surface such as a blanket or carpet.

#### Components and Hardware List

##### Bun Feet



(A)

4 pcs.

##### Anti-tip Restraint Kit



(B)

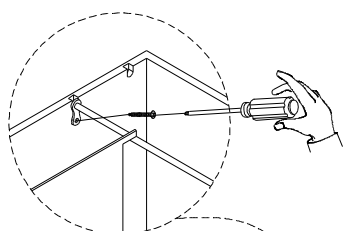
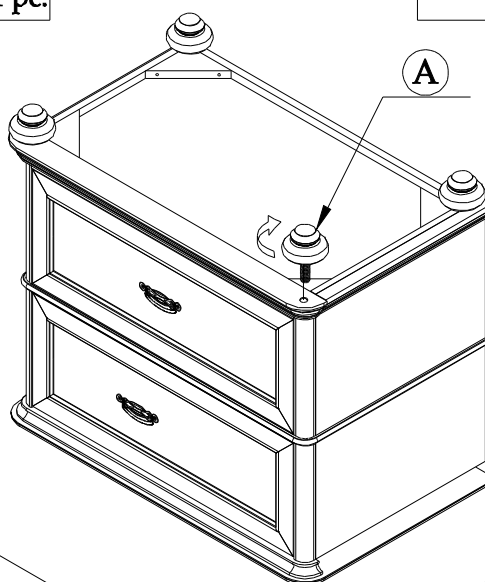
1 pc.



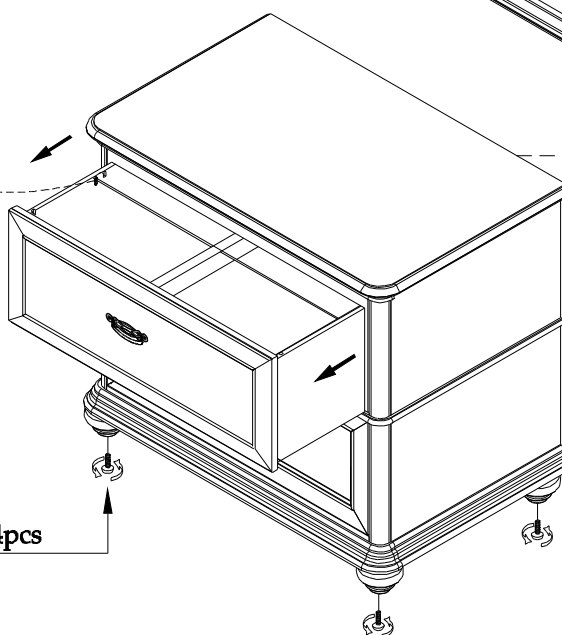
#47234

Lateral File Cabinet

#### Step 1



Unscrew to adjust  
the file rod



Adjustable leveler 4pcs



(B)

Furniture Tipping Restraint Kit  
inside white plastic bag(B)

#### Step 2

For product and personal safety, a Furniture Tipping Restraint kit has been included with this unit which can help to minimize the risk of the unit accidentally tipping forward, if used and properly installed per the kit manufacturer's instructions

This furniture is equipped with safety hardware to prevent both drawers from being opened at the same time to prevent the cabinet from tipping forward. Please do not try to override this feature and completely close one drawer before opening the other

The file drawers may be set up to use either letter or legal size hanging file folders using the file rods installed in the drawers.

The levelers in the bottom of the Bun Feet can be adjusted if necessary to compensate for uneven flooring