




Visit [Palliser.com](https://palliser.com) to view all current product spec sheets



PREMIUM FOAM
WITH FIBRE
TOPPER



TOP STITCHING
DETAIL



VARIOUS LEG
OPTIONS




GRID TUFTED
SEAT CUSHIONS

LEG	FRAME	SEATING COMFORT	FUNCTION	COVERS
Brushed Nickel Leg Espresso Wood Leg Gray Natural Walnut	All Palliser frames are constructed from engineered wood products, hardwood or softwood; joints are pinned and glued for uniformity and strength.	Loose back cushions with premium feather/fiber blend filling Loose seat cushions feature high-resiliency, high density foam core with a polyester wrap Seat Suspension: Heavy gauge sinuous springs, engineered to provide premium comfort and endurance.	N/A	Leather Fabrics, excluding Accent Fabrics Leather Alternative Leather Match

Measurements displayed here represent the standard for this series. Some pieces may vary. Options and Add-ons may have an upcharge.



01 Sofa
88 x 35 x 32"
224 x 89 x 82 cm
IA: 78" / 199 cm




02 Chair
36 x 35 x 32"
92 x 89 x 82 cm
IA: 26" / 67 cm



03 Loveseat
64 x 35 x 32"
163 x 89 x 82 cm
IA: 52" / 133 cm



04 Ottoman
37 x 28 x 19"
94 x 72 x 49 cm



08 RHF Loveseat
07 LHF Loveseat
59 x 35 x 32"
150 x 89 x 82 cm



10 Armless Chair
31 x 35 x 32"
79 x 89 x 82 cm




13 RHF Sofa
12 LHF Sofa
83 x 35 x 32"
211 x 89 x 82 cm



15 RHF Chaise
16 LHF Chaise
36 x 61 x 32"
92 x 155 x 82 cm




19 RHF Bumper
20 LHF Bumper
35 x 70 x 32"
89 x 178 x 82 cm



2N Bolster Pillow Pack
7 x 23 x 15"
18 x 59 x 39 cm



74 Rectangular Ottoman
40 x 32 x 19"
102 x 82 x 49 cm



81 Armless Finished Chair
31 x 35 x 32"
79 x 89 x 82 cm




90 Armless Apartment Sofa
62 x 35 x 32"
158 x 89 x 82 cm



91 Apartment Sofa
72 x 35 x 32"
183 x 89 x 82 cm
IA: 62" / 158 cm



93 RHF Apartment Sofa
92 LHF Apartment Sofa
67 x 35 x 32"
171 x 89 x 82 cm



9B Small Corner
35 x 35 x 32"
89 x 89 x 82 cm



9W Wedge Corner
42 x 42 x 32"
107 x 107 x 82 cm



B1 Studio Sofa
80 x 35 x 32"
204 x 89 x 82 cm
IA: 70" / 178 cm



B3 RHF Studio Sofa
B2 LHF Studio Sofa
75 x 35 x 32"
191 x 89 x 82 cm



B5 RHF Studio Sofa Split
B4 LHF Studio Sofa Split
110 x 35 x 32"
280 x 89 x 82 cm

POPULAR CONFIGURATIONS




B2/15
110 x 61"
280 x 155 cm



07/9B/08
94 x 94"
239 x 239 cm



B2/9W/10/19
143 x 117"
364 x 298 cm



20/10/9B/90/15
132 x 136"
336 x 346 cm

DIMENSIONS

Seat Depth: 22" / 56 cm
Seat Height: 19" / 48 cm
Arm Depth: 34" / 87 cm
Arm Height: 26" / 65 cm

Dimensions shown as Width x Depth x Height.

Dimensions are correct at the time of printing and are subject to change without notice. Actual measurements for each item may vary from what is shown here. Please allow up to a +/- 1 inch difference. Availability may vary by region.