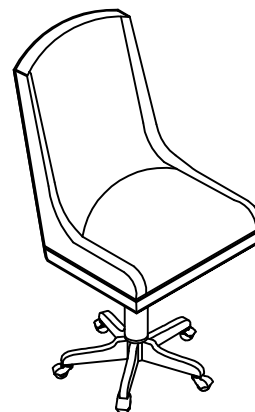





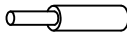





Warning :

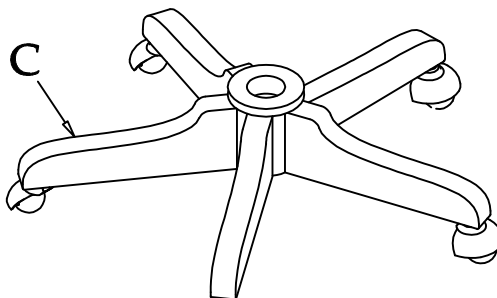
- Be sure to check all packing material carefully for small parts, which may have come loose inside the carton during shipment.
- To prevent possible scratches and damage, this furniture **MUST BE ASSEMBLED BY TWO PEOPLE** on a soft surface such as a blanket or carpet.



#12038
Uph Desk Chair 1IN

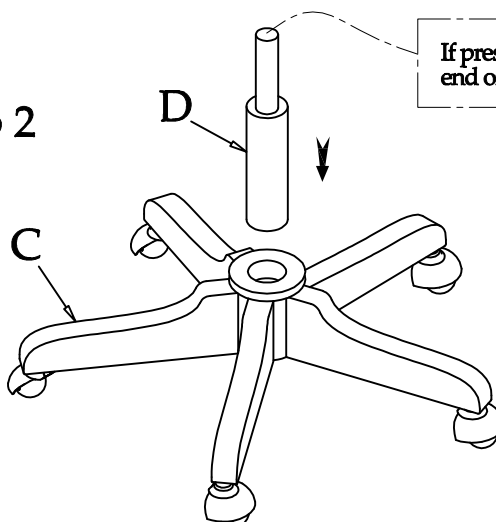
Components and Hardware List

Seat and Back Assembly	Seat Control	Leg Frame	Pneumatic Cylinder & Cover	Caster
 (A) 1 pc.	 (B) 1 pc.	 (C) 1 pc.	 (D) 2 pcs.	 (E) 1 pc.
M5/16" x 1-1/4" Allen Head Bolt  (F) 1 pc.	5/16" x 12*3mm Spring Washer  (G) 1 pc.	5/16" x 19*2mm Flat Washer  (H) 8 pcs.	5mm Allen Key  (I) 20 pcs.	

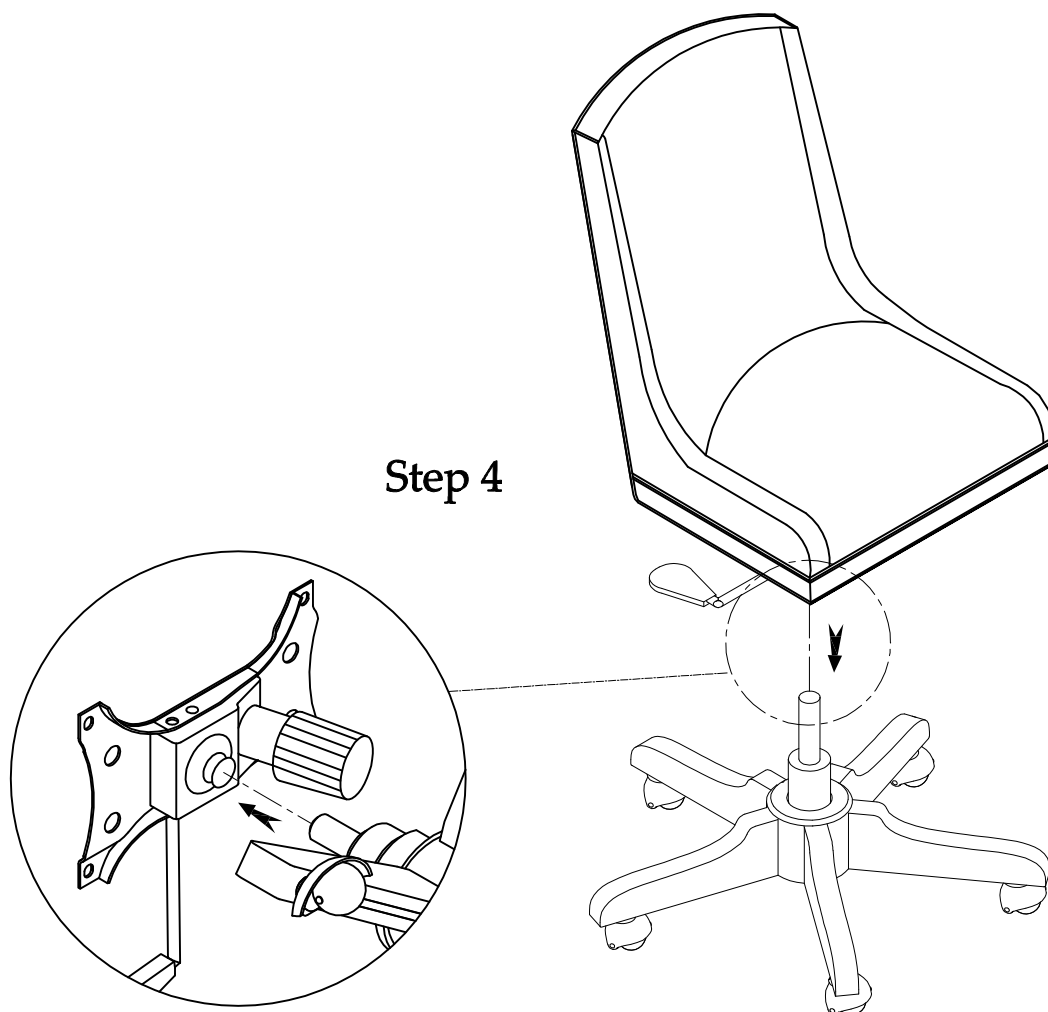
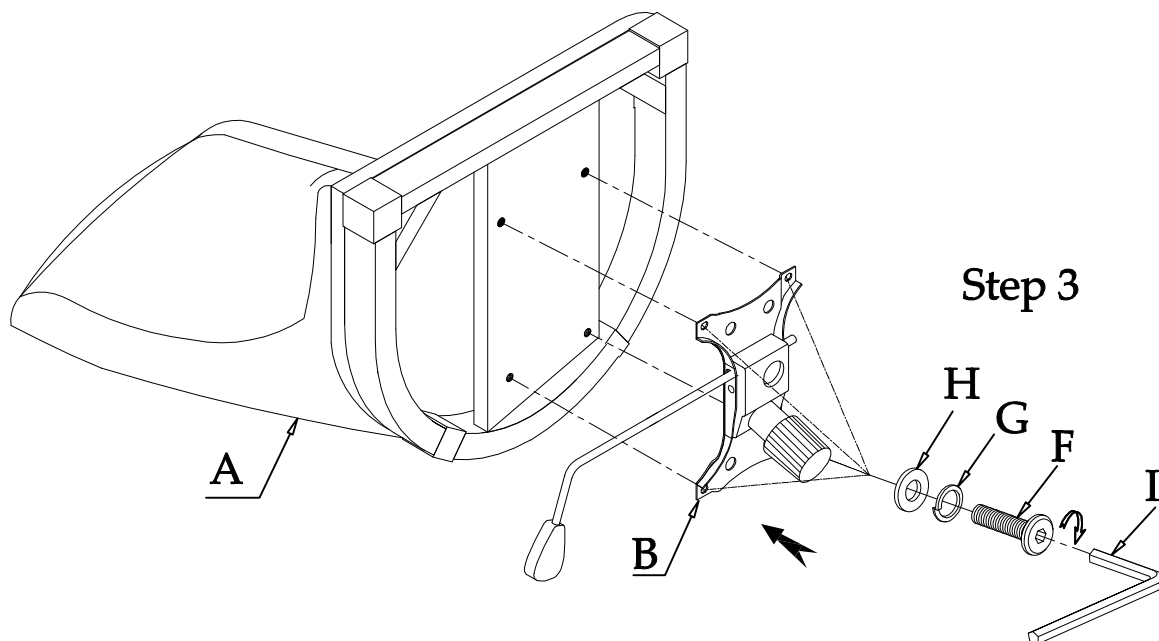


Step 1 

Step 2



If present, remove the plastic cover from the top end of the cylinder before assembling to seat



Note: To prevent possible damage to some type of flooring, never roll casters on unprotected hardwood or vinyl flooring. The lift mechanism is in a locked position for shipping. To unlock, pull straight out on the handle, and then the lift cylinder can be activated by lifting the handle.