

ICN-IM 51130 & ICNh-IM 51130

Fully Integrated Appliances

LIEBHERR

Refrigeration and Freezing



home.liebherr.com

ICN-IM 51130 & ICNh-IM 51130

Energy consumption (kWh/y)	475
Estimated Yearly Energy Cost in US \$	57
Sound rating dB(A)	34
Total capacity cu.ft. (l)	9.0
Refrigerator capacity cu.ft. (l)	6.5
BioFresh compartment cu.ft. (l)	N/A
Freezer capacity cu.ft. (l)	2.5
Electronic control	Touch display
Defrost type	Automatic
Interior light	Ceiling LED
Number of shelves	4 / 3 adjustable
Number of door racks	3
Number of freezer drawers	3
Refrigerator Temperature range °F (°C)	+36°F to +48°F (+2°C to +9°C)
Freezer Temperature range °F (°C)	+5°F to -15°F (-15°C to -26°C)
Internal Water Dispenser	No
Ice maker	Fixed water connection
Ice cube output lbs. (kg.)	2.6 (1.2)
Ice cube stock lbs. (kg.)	11 (5)
Door hinges	right, reversible
Door installation	Door on door
Product dimensions	
in inch (H/W/D)	69 11/16 21 5/16 21 1/2
in cm (H/W/D)	177.0/54.1/54.5
Cut out dimensions	
in inch (H/W/D)	69 13/16-70 7/16 22 1/16-22 1/2 21 11/16
in cm (H/W/D)	177,2 - 178,8/56 - 57/55,0
Net weight lbs. (kg)	145.50 (66)
Voltage V/Hz	115/60

* Energy Cost will depend on utility rates and use. Estimated energy cost based on a national average electricity cost of 12 cents per KWh.

** Noise output – according to EN 60704-3



Accessories

Door opening limitation (hinge pin)	9096214
SmartDeviceBox	6125265
FreshAir activated carbon filter	9096989

Features

Duo Cooling

Lengthen the shelf life and preserve the flavor of your foods with a dual refrigeration system that creates ideal conditions in both the refrigerator and freezer.

Power Cooling

The fan – as powerful as it is quiet – distributes the cold air efficiently throughout the entire refrigeration compartment.

Easy Fresh

The guarantee of market freshness in your home. Whether it's unpackaged vegetables or fruit, Easy Fresh ensures everything is optimally stored and keeps food fresh for longer.

Super Silent

Noise levels are kept to a minimum thanks to virtually silent, speed-controlled, and sound absorbing compressors.

LED

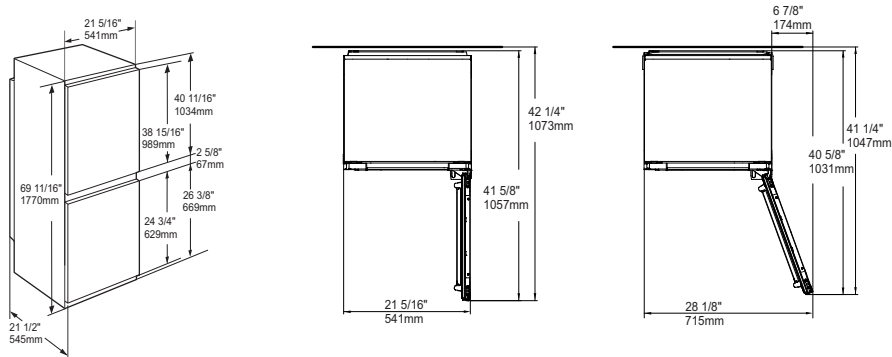
The energy efficient LED light not only emits virtually no heat for the optimal storage of wines, but is dimmable for a pleasant ambient light within the cabinet, as well as a cool glow for the room.

Ice Maker

Liebherr's automatic IceMaker produces perfect ice cubes and keeps a constant supply on hand for every occasion.

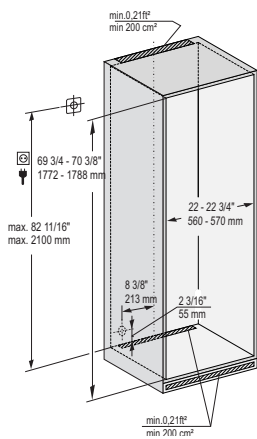
Diagrams

Product Dimensions



Important:
Stated product height dimensions consider leveled feet are fully inserted.

Frameless Dedicated Cabinet Box Dimensions



This is a fully integrated refrigerator-freezer appliance designed to be completely enclosed in a dedicated kitchen cabinet. This dedicated cabinet box must be constructed in accordance with the specified dimensions and must allow for sufficient air circulation to ensure proper operation. For more details about ventilation requirements, please refer to the Design Guide.

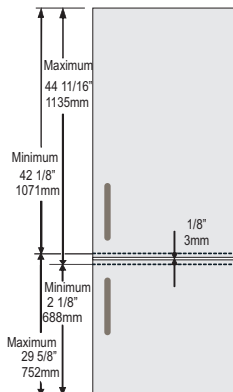
A ventilation grill (included with the appliance) must be installed in the base of the dedicated box, for dimensions of the toe kick ventilation grill, please refer to the Design Guide.

We recommend that the power outlet be located outside the dedicated cabinet box for easy access. Free length of the power cord is 7.2 ft. (2.2m). The toe kick area of the Dedicated Cabinet Box can be recessed like the rest of the kitchen cabinets.

3" of the cabinet needs to be surface finished as it is visible when the door is open.

The appliance water connection and inlet solenoid valve are suitable for a water pressure of up to 1Mpa (10bar). The solenoid valve is 2 1/8"(55mm) at the bottom on the back of the appliances. Water inlet recommended maximum distance is 4 ft (1200mm).

Door Panel Dimensions



This is a door-on-door model, which means the custom panels are installed on the appliance doors.

Custom panels should be at least 5/8"(16mm) and a maximum of 3/4"(19mm) thick and they should cover the front of the dedicated cabinet box.

For the exact size and design method, please refer to the Design Guide.

Panel and handle max weight is:
Refrigerator door: 39.5 lbs / 18 kg
Freezer door: 26.5 lbs / 12 kg

If using a "shaker style" panel that undershoots the minimum panel thickness, please be aware that you will need to use shorter screws than those supplied in the accessory pack.