

- Signature blue interior
- Full wrapped stainless-steel exterior
- Articulating, concealed self-closing hinges with built-in door stop
- Multifunction capacitive touch electronic control
- Temperature range: 34°F to 65°F
- Fan-assisted cooling system allows for even temperatures, quicker cool down times, and added efficiency
- Full-length flush LED theater lighting
- Adaptable racking system includes 3 stainless front, full-extension racks with tempered glass shelf inserts. Optional shelf inserts include gray wine rack inserts making it easy to adapt to food and beverage storage needs
- Unit ships right hinged with field-reversible doors
- Stainless model includes a 1" diameter stainless steel handle with faceted standoffs (26" length)
- Panel ready model requires ¾" custom door panel and handle
- Precise zero clearance design allows for unmatched integration into any built-in setting
- 4 Independent adaptable leveling legs
- Adaptable grille accepts an integrated toe kick and allows front/back and up/down alignment with adjacent cabinetry and toe kick/plinth
- Automatic defrost



Stainless



Panel Ready

Model Details

Model	Lock	Finish	Description	Shipping Weight
YREF15-SS	No	Stainless Steel	15" Indoor Refrigerator	122 lbs
YREF15-PR	No	Panel Ready	15" Indoor Refrigerator	118 lbs

Dimensions/Weight	Detail
Product Depth	23 ¼"
Product Height	34" – 35"
Product Width	14 ⅞"
Product Weight	99 lbs
Product Volume	2.8 cu ft
Shipping Dimensions	17 ¾" x 27 ½" x 36 ¾"
Shipping Weight	122 lbs

Integration/Panel Information*	Detail
Panel Height	30" – 31"
Panel Thickness	¾"
Panel Width	14 ⅞"

*Refer to manual for all panel dimensions and installation instructions



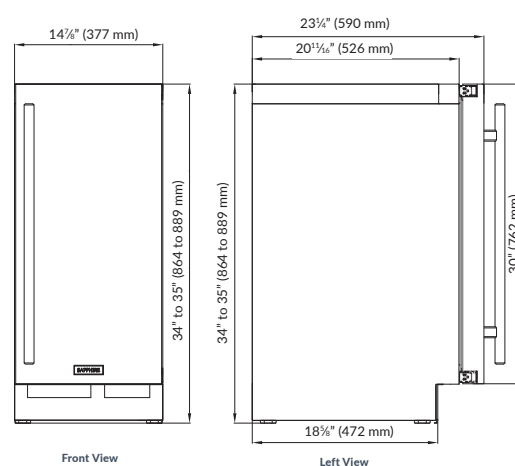
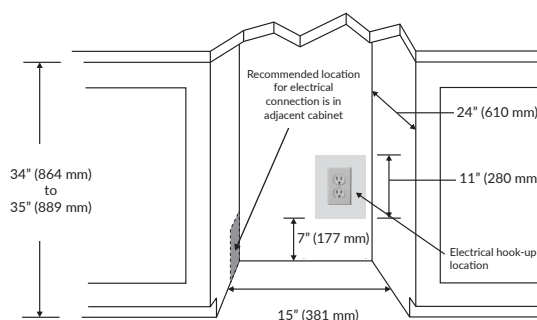
Two (2) Years Parts & On-Site Labor | Five (5) Years Compressor Warranty (Parts Only)

See complete warranty for details.

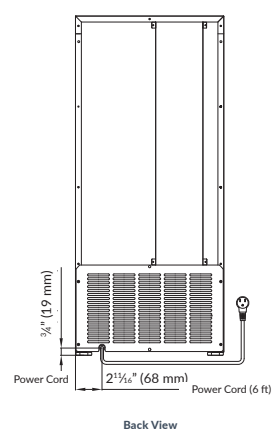
Model	Details
Control Type	Electronic Capacitive Touch with OLED Screen
Indoor or Outdoor	Indoor
Built-in Installation	Inset, Frameless / Overlay and Framed Cabinet Styles
Refrigerant Type	R600a

Electrical	Details
Electrical Requirements	115 V / 60 Hz
Volt Range	104 V ~ 127 V
Electrical Service	15 amp
Running Amps	0.6 amps

Approvals – Certifications	Details
Energy Star	Yes
ETL Residential / Commercial	Yes
ETL Sanitation	Yes
Star K	Yes



*Dimensions are the same for Panel Ready unit when 3/4" panel applied



Two (2) Years Parts & On-Site Labor | Five (5) Years Compressor Warranty (Parts Only)

See complete warranty for details.