
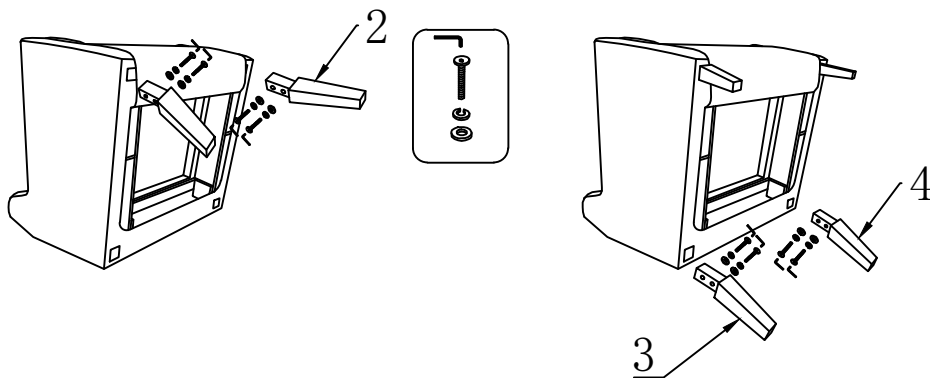
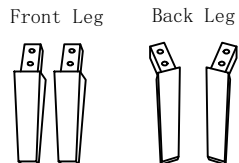


U3216 ASSEMBLY INSTRUCTION




1 HARDWARE LIST 	2 Front Leg X2
3 Right Back Leg X1	4 Left Back Leg X1

Please do not exchange the legs, otherwise they can not be assembled.

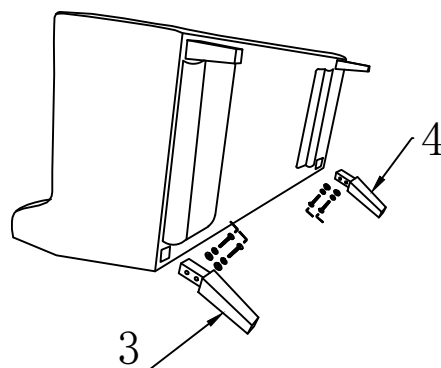
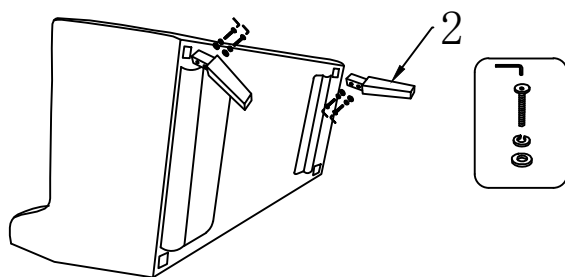
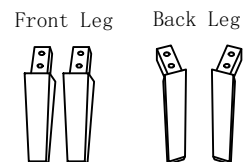


U3216 ASSEMBLY INSTRUCTION




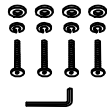




1 HARDWARE LIST	2 Front Leg
	 X2
3 Right Back Leg	4 Left Back Leg
 X1	 X1

Please do not exchange the legs, otherwise they can not be assembled.



U3216 ASSEMBLY INSTRUCTION



1 HARDWARE LIST	2 Front Leg
	 x2
3 Right Back Leg	4 Left Back Leg
 x1	 x1
5 Middle leg	
 x1	

Please do not exchange the legs, otherwise they can not be assembled.

Front Leg Back Leg

