

Paradigm®

DCS-208IW3

Performance In-Wall Subwoofer

Specifications Sheet



Performance you can hear, with a look that all but disappears.



We at Paradigm are thrilled to present you with the latest addition to our range of affordable and performance-oriented Custom Installation products. The Paradigm **DCS-208** is an all-new design, improving and expanding on the innovations you've come to expect from us in the world of performance audio.

The Paradigm **DCS-208**, the perfect blend of performance and practicality. With powerful bass and zero-footprint, you get the best of both worlds, allowing you to add bass to any room without taking up valuable floor space.

OTHER FEATURES

Ultra Rigid Stamped Steel chassis and baffles and die-cast aluminum clamps add strength and rigidity for better bass performance, along with a more durable installation.

Magnetically attached grilles: neodymium magnets hold grilles firmly in place.

Optional Acoustic Backbox for an Easy and predictable performance install safeguards internal parts from debris while preventing added sound 'spillage' to adjacent rooms. The integrated backer box enclosure also ensures consistent and reliable performance from application to application.

Nickel-plated, spring-loaded binding posts feature a larger wire hole to accept higher-gauge wire or banana plugs.

Premium-grade components include high-power rated resistors, capacitors and heavy gauge wire inductors.




Predictable Acoustics

Our optional easy-to-install acoustic backbox provides predictable performance in any application.




Easy Retrofittable Installation

Specifically designed retrofittable sizing for simplified installation. Minimal footprint with maximum performance!



Proven Paradigm Performance

Dual, 8" High-Excursion Carbon-Fiber-Reinforced Polypropylene woofers for powerful, accurate bass.



Easy to Drive, Easy to Hide, Hard to Forget

Purpose-built for high output from a compact enclosure, with high efficiency and low distortion.



Easy to Install, Predictable Performance

An optional acoustic backbox makes the DCS-208IW3 suitable for all residential applications. Designed for fast installation into existing rooms without the need for expensive and time-consuming drywall repairs.

Simple installation, no footprint, Paradigm performance.



Distributed Audio Meets Its Match

The DCS-208IW3 can easily be driven off the bridged output of an Anthem® MDX for distributed audio systems, allowing you to take advantage of the MDX's robust bass management, DSP profiles, and advanced ARC Genesis room correction for optimized performance in any environment.

Proven Paradigm Performance

Purpose-built for high output from a compact enclosure, with high-efficiency and low distortion. The dual, 8" High-Excursion Carbon-Fiber-Reinforced Polypropylene woofers have a larger surface area than a 10" sub for powerful, accurate bass. The integrated enclosure ensures consistent performance in any application while reducing sound transmission to other areas of the home.



In-Room or In-Wall, How About Both?

The DCS-208 is the first in-wall model in the highly acclaimed Defiance series. The first Defiance in-wall brings the performance of Defiance subs to more rooms than ever before. With a minimalist look, the Paradigm DCS-208 is the perfect way to bring home proven Paradigm bass performance without compromise. Bass they'll remember, with a look they'll forget.

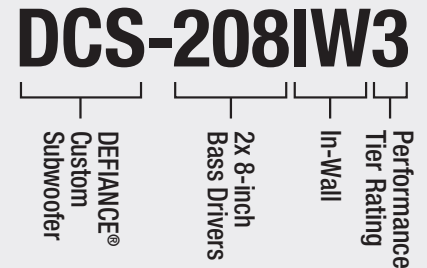
Flexibility is Everything

The DCS-208 is compatible with the Paradigm X-300 subwoofer amplifier. Custom DSP profiles maximize subwoofer performance, while onboard Anthem Room Correction (ARC®) optimizes the response for any environment. Whatever the application, you can be sure the DCS-208 will deliver.

DCS-208IW3

DESIGN	Dual high-excursion drivers, in-wall, GRIP™ chassis/mounting bracket, and optional backbox
LOW FREQUENCY DRIVER	Two 8" (210-mm) CFP™ carbon-fiber-reinforced polypropylene cones, 1-1/2" (38-mm) voice coils, over-molded TPRT™ surrounds, 1-1/2" (38-mm) 8-layer copper wire voice coils, high-temperature polyamide formers, ceramic/ferrite magnet structures
INTERNAL VOLUME	88L "standard" wall cavity (26L when installed in optional backbox)
FREQUENCY RESPONSE	+/-3dB from 30->190 Hz
LOW FREQUENCY EXTENSION**	25 Hz (DIN)
SUITABLE AMPLIFIER POWER RANGE	50-800W
MAXIMUM INPUT POWER‡	400W
MINIMUM MOUNTING DEPTH	3-1/2" (8.9cm)
CUT-OUT DIMENSIONS	18" x 9-5/8" (45.7cm x 24.5cm)
WEIGHT	26.7lbs (12.5kg) each
MOUNTING DIMENSIONS (h x w x d)§	19-1/8" x 10-3/4" x 3-1/2" (48.5cm x 27.2cm x 8.9cm)
FINISH	White, paintable

The Defiance® Custom Sub Naming Convention Explained



TECHNICAL SPECIFICATIONS

All specifications are subject to change without notice. * DIN 45 500. Indicates -3 dB in a typical listening room. † When used with Anthem MDX 8, Anthem MDX 16, or Paradigm X-300. ‡ With typical program source provided the amplifier clips no more than 10% of the time. § Includes grille and terminal posts.