

24" Freestanding Gas Range

SLGR24410SS



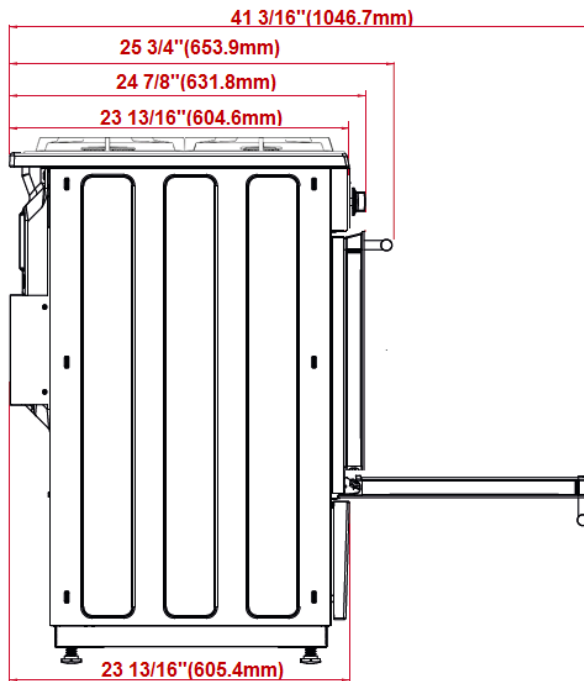
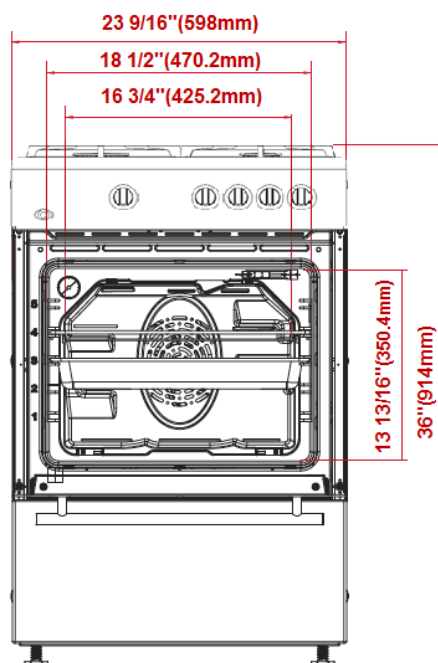
KEY FEATURES

- 4 Gas Burners
- Easy to Clean Enamel Burner Plate
- Cast iron Continuous Pan Supports
- 2.51 cu. ft. Oven Space
- Gas Safety Valve
- Interior Lighting

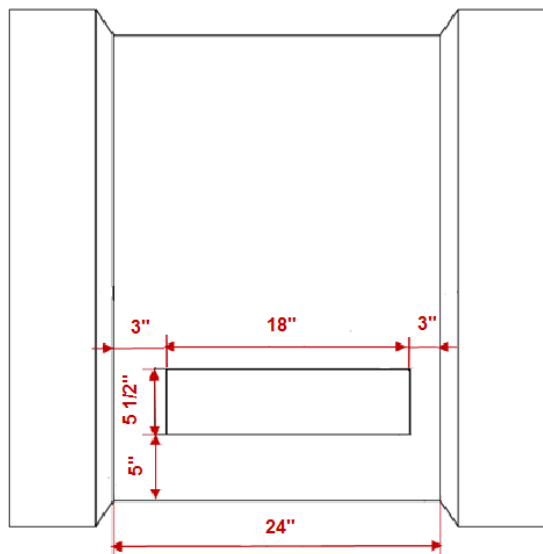
GENERAL	
Type	Freestanding
Size	30"
Finish	Stainless Steel
Side Walls	Black
Control Type	Knob Control
FUNCTIONS	
Cooking Functions	5
Multi-dimensional Cooking	Yes
Bottom Heater	Yes
Broil	Gas
SPECIAL FEATURES	
Simmering	Yes
Cavity Enameling Color	Black
Interior Oven Lights	1 x Round Light (Rear)
Adjustable Feet	Yes
Anti-Tip (Tilting) Bracket	Yes
Fuel Type	NG
OVEN DOOR	
Oven Glass Window	Full Glass
Door Cooling System	2 Pane Heat-Resistant Glass (Fixed)
ACCESSORIES/ OVEN CAVITY	
Rack Positions	5 Levels
Telescopic Pull-out Shelf System	1 Level (Full Lower Extension)
Net Capacity cu. ft.	2.51 cu. ft.
Gas Safety Device for Oven	Yes
Chromed Racks	2
LPG Conversion Kit	Yes
COOKTOP	
Burner Configuration	4 Gas Burners
Front Left	10,000 BTU
Rear Left	7,000 BTU
Front Right	3,500 BTU
Rear Right	7,000 BTU
Pan Support Type	Cast Iron Continuous Pan Supports
Gas Safety Valve	Yes
POWER/RATINGS	
KW/Amps rating	110-120 V; 60 Hz
DIMENSIONS	
Required cutout dim (H x W x D)	36" x 25" x 25"
Product dim (H x W x D)	35 7/16" x 23 5/8" x 23 5/8" (90 x 60 x 60 cm)
Product Weight	131.61 lbs. (60 kg)
Packed H x W x D	40 3/8" x 26" x 27 9/16" (102.5 x 66 x 70 cm)
Packed Weight	140 lbs. (63.5 kg)

24" Freestanding Gas Range

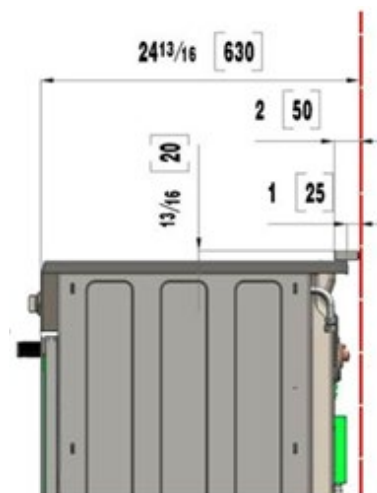
SLGR24410SS



Cabinet



Required minimum air gap clearances: 1/4" sides



Island trim: standard comes with the range un-attached.
4" High Stainless Splash Back (optional)

NOTE TO THE INSTALLER: All height, width, and depth dimensions are shown in inches (as well as metric). Beko U.S., Inc. reserves the absolute and unrestricted right to change product materials and specifications, at any time, without notice. Please visit our website, www.BekoAppliances.com, or call 888.352.2356 to verify the latest specifications with final dimensional data and other details prior to installation and making a cutout. Applicable product limited warranty information may be found in accompanying product materials, or you may contact your account manager for further details. Proper installation is the responsibility of the installer. Product failure due to improper installation is not covered under the Limited Warranty.

888.352.BEKO(2356) | BekoAppliances.com