



EXCLUSIVE PLUS FEATURES



HUSH SYSTEM



SEAMLESS LOOK



GREASE COLLECTORS

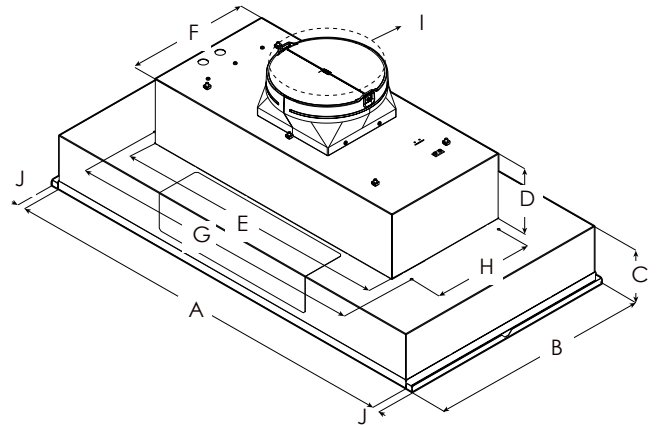


PROFESSIONAL PERFORMANCE



HEAT GUARD

This model provides professional grade performance, while being discreetly mounted inside the cabinetry. Available with a 600 CFM blower for extraordinary ventilating power. Plus the All-In-One design avoids the need to purchase a stainless liner. Hidden metallic in/out knob controls operate the 4-speed blower and LED lighting. A cleaner kitchen is ensured by angled professional baffle filters.



	PINTR628SS	PINTR634SS	PINTR146SS
A	28 1/2" (71.12 cm)	34 1/2" (87.5 cm)	46 1/2" (118.11 cm)
B	18" (45.7 cm)		
C	5 7/16" (13.8 cm)		
D	6 1/2" (16.4 cm)		
E	27 9/16" (70 cm)		
F	12 7/16" (31.6 cm)		
G	29 13/16" (75.7 cm)		
H	10 1/8" (25.7 cm)		
I	10" (25.4 cm)		
J	3/4" (1.9 cm)		



$\geq 24"$

$\geq 30"$


MOUNTING  
HEIGHT  
RANGE





## SPECIFICATIONS


WIDTH:	28" Unit	34" Unit	46" Unit
Model:	PINTR628SS	PINTR634SS	PINTR146SS
Dimensions:	28 1/2"W x 18"D x 11 1/2"H	34 1/2"W x 18"D x 11 1/2"H	46 1/2"W x 18"D x 11 1/2"H
Blower Type(internal):	600 CFM (4-speed)	600 CFM (4-speed)	1200 CFM (4-speed)
Blower Performance:**			
Power (CFM):	Min: 180 CFM Max: 600	Min: 180 CFM Max: 600	Min: 340 CFM Max: 1200
Noise (sones):	Min: 1.5 Max: 7.0	Min: 1.5 Max: 7.0	Min: 1.5 Max: 8.5
CFM Reduction:	Electronic CFM reduction KIT included		
Finish:	Stainless Steel		
Controls:	Fully retractable rotating knobs with white backlighting		
Illumination:	2 LED, 7.5 W 3000 Kelvin, 540 lumen/lamp		
Filter Type:	Dishwasher-Safe, Professional Stainless Steel (2 for 28", 34" & 3 for 46" )		
Duct Transition:	10" round transition, optional 8" round transition included		
Installation Type:	Ducted Installation Only		
Electrical:	120V - 60 Hz		
KITS			
External Blower Shell Kit:	ACC0179547 (8" or 10" duct size compatible)		
Inline Blower Shell Kit:	ACC0179549 (8" or 10" duct size compatible)		
WARRANTY:	One (1) year parts & in-home labor		


## PLUS FEATURES

- 

**HUSH SYSTEM** - An exclusive sound deadening technology that effectively reduces sound levels by over 35%
- 

**HEAT GUARD** - Senses extreme temperatures (>158 degrees) and automatically adjusts the blower speed to HIGH
- 

**SEAMLESS CRAFTSMANSHIP** - Heavy gauge stainless steel "Seamless" construction that delivers refined elegance.
- 

**STAINLESS STEEL BAFFLE FILTERS WITH GREASE COLLECTORS** - Designed for high airflow cooking, the "S" shape design traps high volumes of grease
- 

**PROFESSIONAL PERFORMANCE** - Special features and high performances for models with aspiration capacity between 600 and 1200 CFM's

Width	HVI Certified Ratings	High Speed	Working Speed	Duct Size
34"	CFM	860	320	10" (Vertical)
48"	Sones	12.5	2	10" (Vertical)
34"	CFM	500	180	10" (Vertical)
	Sones	9.5	2	10" (Vertical)

\* The product images shown are for illustration purposes only and may not be an exact representation of the product.

\*\* Blower performance indicates the performance of the blower by itself. Performance claims are not HVI certified but were established in accordance with HVI Standardized test procedure. For Certified Ratings, please refer to HVI Certified Product Directory. Electric Ratings are declared according to UL.