

24" Marvel Beverage Center

Model # ML24BCG0**

- Dynamic Cooling Technology™ provides rapid cooldown and the industry's best temperature stability
- MARVEL Prime Controls™ allow you to program and check the actual cabinet temperature from 34°F to 42°F
- Designed for maximum storage with full-depth shelves
- FreshFlo™ black powder coated commercial-grade steel shelves are perforated to allow cool air to efficiently circulate throughout the cabinet
- White incandescent interior lighting
- Cantilevered, fully adjustable shelving system
- Thermal-efficient cabinet ensures optimum food preservation and energy efficiency while maximizing capacity
- Close Door Assist System™ gently and automatically closes door
- Height adjustment up to 1" with leveling legs
- 4" black adjustable toe kick
- 1-year warranty



Storage Capacity

Up to 190 12-oz cans

Storage Configuration

(2) cantilever, fully adjustable FreshFlo™ black commercial-grade steel shelves

Product Dimensions

23⁷/₈" W x 33³/₄" minimum H x 25 ⁵/₈" D (including handle)

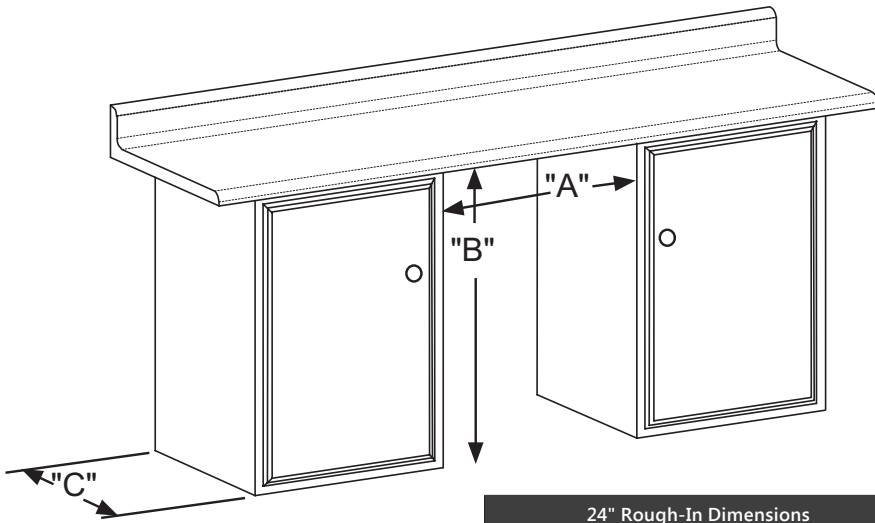
Finish/Door Options



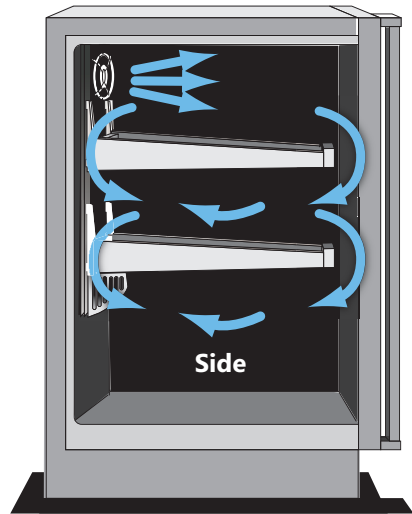
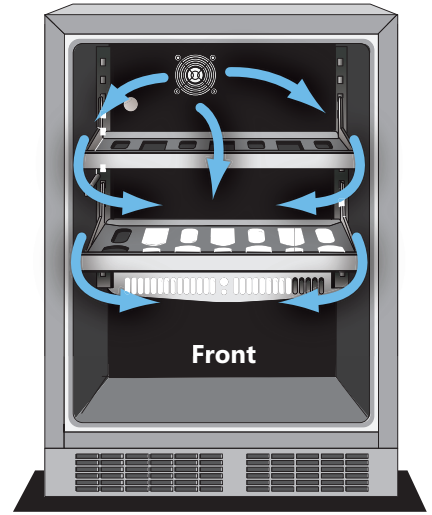
Stainless Steel

Ordering Details

Stainless Frame Glass Door, Right Hinge	ML24BCG0RS
Stainless Frame Glass Door, Left Hinge	ML24BCG0LS



24" Rough-In Dimensions		
"A"	"B"	"C"
24" (61 cm)	**34" to 35" (86.4 to 88.9 cm)	24" (61 cm)



Cabinet Dimensions		
"D"	"E"	"F"
23 7/8" (60.7 cm)	33 3/4" to 34 3/4" (85.7 to 88.3 cm)	23 23/32" (60.2 cm)
"G"	"H"	"J"
25 21/32" (65.2 cm)	46 13/32" (117.9 cm)	25 11/16" (65.2 cm)

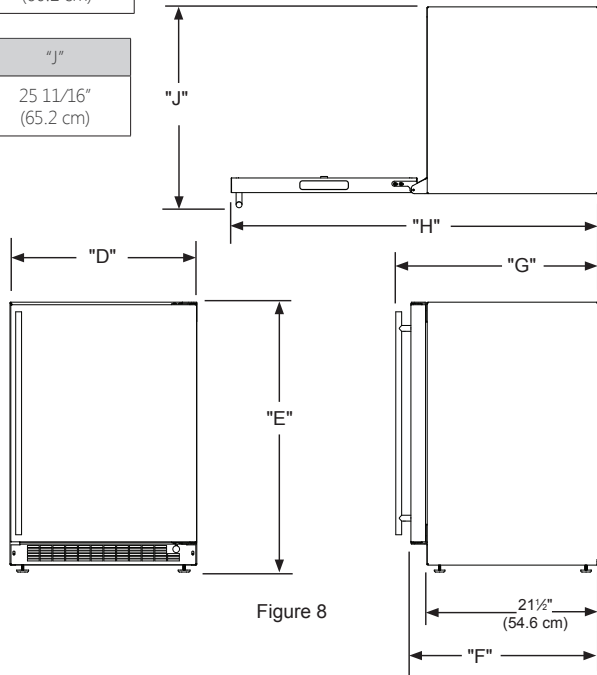


Figure 8

Dynamic Cooling Technology™ delivers rapid cool down and the industry's best temperature stability

The distinctive Marvel design features a thermal-efficient cabinet and door combined with Dynamic Cooling Technology™ for superior temperature stability, faster cooling times and speedy temperature recovery even with high frequency.

Width	23 7/8"
Interior Finish	Black
Capacity	Up to 18 wine bottles or up to 162 12-oz cans
Shelving System	Cantilever
Shelf Fronts	Black painted maple
Other Storage	NA
Interior Lighting	2 White LED Pods
Toe Grill Finish	Black
Hinge	Classic Hinge
Handle	Designer

Control Type	Intuit™
Temperature Range	34° - 42° F
Lock	NA
Electrical Requirements	120V / 60Hz / 15A
Length of Power Cord	5'
Product Dimensions	23 7/8" W x 33 3/4" H x 21 1/2" D
Depth to Front of Door	23 23/32"
Depth to Handle	25 21/32"
Depth with door at 90°	46 13/32"
Shipping Weight	160 lbs

Finishes	SS
Vacation / Sabbath Mode	Yes
Agency Approvals	CSA

Finishes Key

SS = Stainless Steel