

800 Series, Single Wall Oven, 30", Stainless steel HBL8454UC



- Oven is equipped with a self-cleaning cycle that easily cleans itself via 2, 3, and 4 hour cycle options.
- **Flap door with SoftClose:** the oven door closes especially gently and quietly.
- Download the Home Connect app to remotely monitor and control your Bosch wall oven with your smart phone or tablet.
- A Full-Extension Telescopic Rack Offers Safe Access to the Oven Cavity.
- Genuine European Convection provides even baking results on all racks, no matter where you place your pan.

Technical Data

Cooking mode : 3rd element convection, Combination fusion cooking, Convection Bake, Convection Broil, Conventional heat, Dough proving setting, Half width variable grill, Pizza setting, warming

Integrated Cleaning system : Self Clean

Interior Lights - cavity 1 : 2

Timer settings : Alarm, Off, On, timer

Included accessories : 1 x oven racks /upper, 1 x temperature probe /upper

Bake Element Wattages cavity 1 : 2400 W

Broil Element Wattages cavity 1 : 3800 W

Convection Element Wattages cavity 1 : 2000 W

Included accessories

1 x oven racks /upper
1 x temperature probe /upper

Optional accessories

HEZTR301 : Telescopic Oven Rack 30"

800 Series, Single Wall Oven, 30", Stainless steel HBL8454UC

- 30" Single Wall Oven, HBL8453UC, Stainless Steel

Design

- Touch control with SteelTouch™ buttons makes operating the oven easier
- Installs flush for a sleek modern look

Performance

- Fast Preheat mode saves time so meals are ready sooner
- Keep food warm without overcooking until ready to serve by using the warm mode

Efficiency

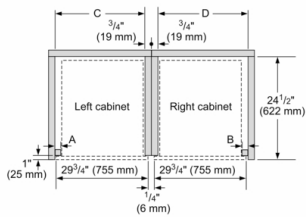
- 2, 3, and 4 hour self-clean cycles available, saving time and energy

Convenience

- Dampened hinges softly guide the QuietClose door shut so the oven door never slams
- Large transparent oven window lets you easily monitor the cooking progress without opening the door
- 2 bright interior oven lights let you easily check on your meal's progress

Capacity

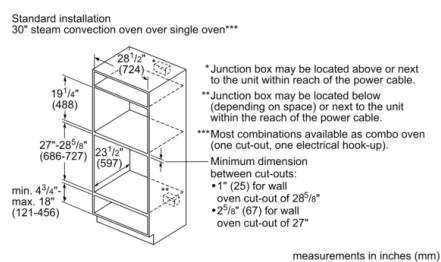
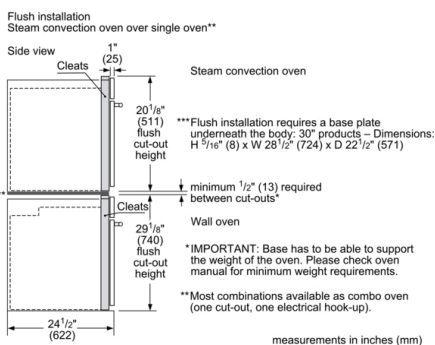
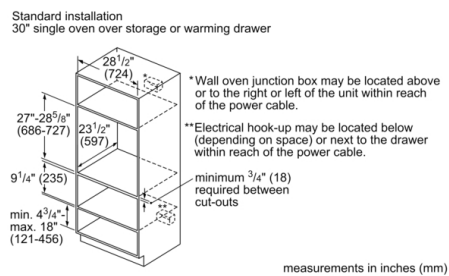
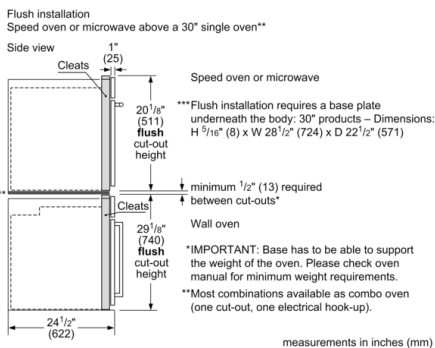
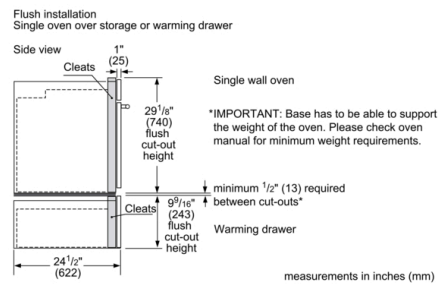
800 Series, Single Wall Oven, 30", Stainless steel HBL8454UC



Combination Type	A	B	C	D
Flush bottom hinge	3/4" (19 mm)	3/4" (19 mm)	29 1/4" (743 mm)	29 1/4" (743 mm)
Flush side hinge (left)	1 1/2" (38 mm)	N/A*	30" (762 mm)	N/A*
Flush side hinge (right)	N/A*	1 1/2" (38 mm)	N/A*	30" (762 mm)

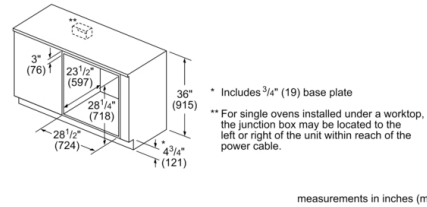
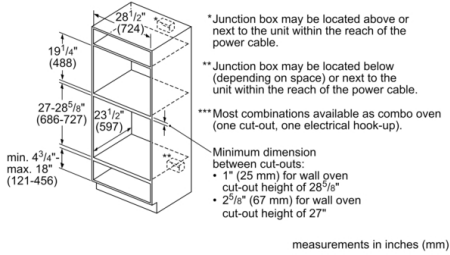
* Installation not recommended

measurements in inches (mm)

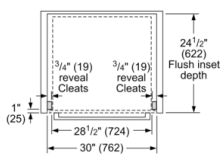


800 Series, Single Wall Oven, 30", Stainless steel HBL8454UC

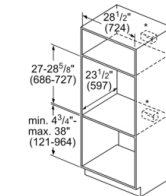
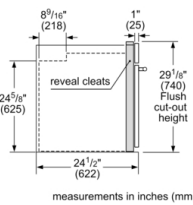
Standard installation 30" speed oven or microwave above a single oven***



Flush installation Top view



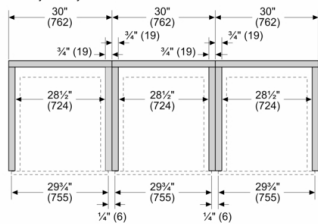
Side view



* For single ovens installed in a wall cabinet, the junction box may be located above or beneath the unit within reach of the power cable.

measurements in inches (mm)

Standard side-by-side installation

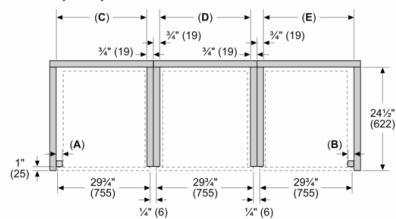


Configuration	A	B	C
Side-by-side-by-side 1	D	E	D
Side-by-side-by-side 2	E	F	E

- A: Left oven type
- B: Middle oven type
- C: Right oven type
- D: Conventional oven
- E: Steam, speed or microwave
- F: Conventional oven, Bottom hinge door modules only. Side hinge door not recommended.

measurements in inches (mm)

Flush side-by-side-by-side installation



Combination type	A	B	C	D	E
Flush bottom hinge door	3/4" (19)	3/4" (19)	29 1/4" (743)	29 1/4" (743)	28 1/2" (724)
Flush left hinge door	1 1/2" (38)	F	30" (762)	F	F
Flush right hinge door	F	1 1/2" (38)	F	30" (762)	F

- A: Left reveal cleat
- B: Right reveal cleat
- C: Cut-out width
- D: Cut-out width
- E: Cut-out width
- F: Installation not recommended